



CENTRAL PARK
at City Walk





Choose
nature
as your
neighbour
in the city.

Central Park at City Walk is a superb setting for a healthier and active lifestyle, with morning park runs, fresh air and fun evenings being part of your routine. Press pause on life whenever you want, and find the best restaurants, cafes, sophisticated stores and the ultimate entertainment right at your doorstep.







The life
you dream
in the place
you want.

Experience the tranquility of true park living, whilst still enjoying the excitement and vibrancy of City Walk. This urban lifestyle destination by Meraas is a family-friendly neighbourhood with a sophisticated ambiance and a unique mix of residences. Live in an oasis close to all you need for one good day after another.







Beautiful
gardens and
blue skies
can change
everything.

Everything feels better close to nature. Central Park at City Walk has been imagined with the future in mind. Sleek, contemporary and spacious apartments offer awe-inspiring views of the park and also Dubai's famed skyline. Select between 1, 2, 3 & 4 bedroom with outstanding amenities and freedom of space in a lush green community.







CENTRAL

PARK

Shades of green as far as the eye can see.

Central Park at City Walk is home to a multitude of facilities that cannot be found in any integrated residential development. These include:

- Pools and water play
- Kids play area
- Running track
- Dog Park
- Multi-use games and sports lawns
- Tennis and squash courts
- Half-court basketball
- Skate-able landscape
- Games tables
- Outdoor gym and fitness station
- Spa and Sauna
- Yoga and meditation areas
- F&B and retail stores
- Outdoor barbecue areas
- Function rooms
- Events area
- Picnic pavilions
- Nursery







Nature's
calm
combined
with urban
energy.



Connectivity

Connected by a well-established road network, and located between Jumeirah street and Sheikh Zayed road, Central Park at City Walk is part of a successful ongoing masterplan development. A sought-after neighborhood comprising the best of Dubai.

- Inside City Walk
- 5 minutes from Dubai Arena
- 10 minutes to Jumeirah Beach
- 15 minutes to Burj Al Arab
- 15 minutes to Dubai International Airport
- 16 minutes to La Mer Beach
- 17 minutes to The Palm Jumeirah
- 20 minutes to Dubai Marina
- 50 minutes to Al Maktoum International Airport









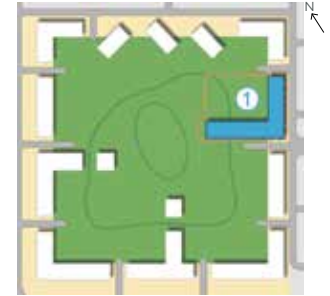
CENTRAL PARK
at City Walk

FLOOR PLANS
Building 1

CENTRAL PARK at City Walk

1 BEDROOM
BUILDING 1

APARTMENT TYPE A1
LEVEL 1



LEVEL 1

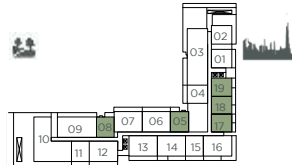
UNIT NO.	SUITE AREA		BALCONY AREA		TOTAL AREA	
	SQM	SQFT	SQM	SQFT	SQM	SQFT
107	79.51	855.85	24.36	262.21	103.87	1,118.06

UNITS DENOTED AS "M" ARE MIRRORED IN REALITY FROM WHAT IS SHOWN ON THE PLAN

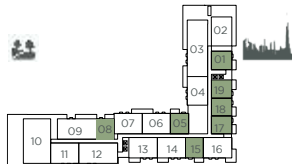
CENTRAL PARK at City Walk

1 BEDROOM
BUILDING 1

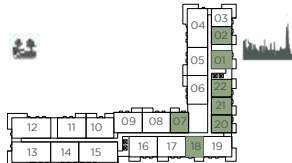
APARTMENT TYPE A2
LEVEL 1-9



LEVEL 9



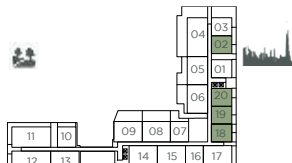
LEVEL 7 - 8



LEVEL 3 - 6



LEVEL 2



LEVEL 1



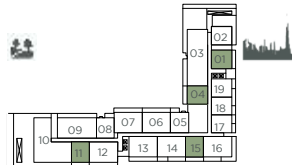
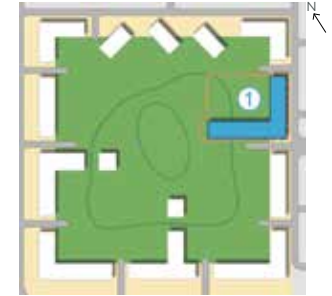
UNIT NO.	SUITE AREA		BALCONY AREA		TOTAL AREA			
	SQM	SQFT	SQM	SQFT	SQM	SQFT		
102M	602M	402M						
222	322	422	79.69	857.78	8.90	95.80	88.59	953.58
522	622							
719	819							
118M			78.80	848.20	8.81	94.83	87.61	943.03
119M			78.80	848.20	9.12	98.17	87.92	946.37
120	202M		79.69	857.78	9.17	98.71	88.86	956.49
207	905		79.52	855.95	8.47	91.17	87.99	947.12
220M			78.80	848.20	8.63	92.89	87.43	941.10
221M	918M		78.80	848.20	8.76	94.29	87.56	942.50
301M	501M	701M	79.83	859.29	8.99	96.77	88.82	956.06
302M	502M		79.69	857.78	8.63	92.89	88.32	950.68
307	407	607	79.52	855.95	8.26	88.91	87.78	944.86
318	418	618	79.47	855.42	8.63	92.89	88.10	948.31
715	815							
320M	520M		78.80	848.20	8.45	90.96	87.25	939.16
321M	421M	521M						
621M	718M		78.80	848.20	8.54	91.92	87.34	940.13
818M								
401M			79.83	859.29	9.03	97.20	88.86	956.49
420M	620M		78.80	848.20	8.44	90.85	87.24	939.05
507			79.52	855.95	8.28	89.13	87.80	945.08
518			79.47	855.42	8.61	92.68	88.08	948.09
601M			79.82	859.18	9.03	97.20	88.85	956.38
705			79.53	856.06	8.26	88.91	87.79	944.97
708M			79.17	852.19	8.26	88.91	87.43	941.10
717M			78.89	849.17	8.53	91.82	87.42	940.99
801M			79.82	859.18	8.99	96.77	88.81	955.95
805			79.52	855.95	8.08	86.97	87.60	942.93
808M			79.20	852.51	8.26	88.91	87.46	941.42
817M			78.63	846.37	8.54	91.92	87.17	938.30
908M			78.99	850.25	8.47	91.17	87.46	941.42
917M			78.89	849.17	8.72	93.86	87.61	943.03
919			79.69	857.78	8.97	96.55	88.66	954.34

UNITS DENOTED AS "M" ARE MIRRORED IN REALITY FROM WHAT IS SHOWN ON THE PLAN

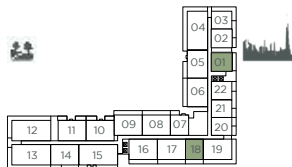
CENTRAL PARK at City Walk

1 BEDROOM
BUILDING 1

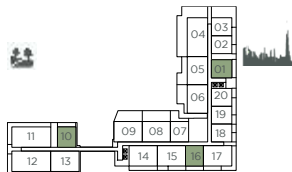
APARTMENT TYPE A3
LEVEL 1,2,9



LEVEL 9



LEVEL 2



LEVEL 1

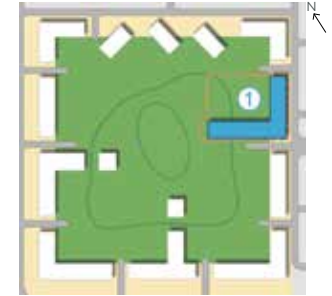
UNIT NO.	SUITE AREA		BALCONY AREA		TOTAL AREA	
	SQM	SQFT	SQM	SQFT	SQM	SQFT
101M	79.83	859.29	16.19	174.27	96.02	1,033.56
110	79.81	859.07	15.86	170.72	95.67	1,029.79
116	79.47	855.42	15.64	168.35	95.11	1,023.76
201M	79.83	859.29	15.73	169.32	95.56	1,028.61
218	79.47	855.42	16.10	173.30	95.57	1,028.72
901M	79.83	859.29	15.90	171.15	95.73	1,030.44
904	79.33	853.91	15.76	169.64	95.09	1,023.55
911	79.20	852.51	15.58	167.70	94.78	1,020.21
915	81.19	873.93	16.10	173.30	97.29	1,047.23

UNITS DENOTED AS "M" ARE MIRRORED IN REALITY FROM WHAT IS SHOWN ON THE PLAN

CENTRAL PARK at City Walk

1 BEDROOM
BUILDING 1

APARTMENT TYPE B1
LEVEL 1



LEVEL 1

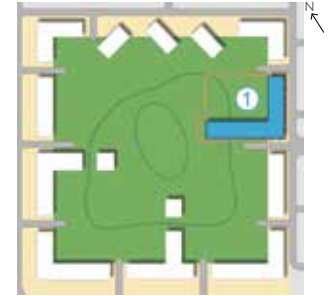
UNIT NO.	SUITE AREA		BALCONY AREA		TOTAL AREA	
	SQM	SQFT	SQM	SQFT	SQM	SQFT
103	78.92	849.49	68.61	738.52	147.53	1,588.01

UNITS DENOTED AS "M" ARE MIRRORED IN REALITY FROM WHAT IS SHOWN ON THE PLAN

CENTRAL PARK at City Walk

1 BEDROOM
BUILDING 1

APARTMENT TYPE B2
LEVEL 2



LEVEL 2

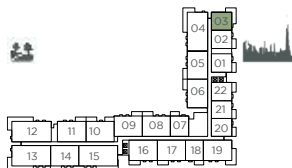
UNIT NO.	SUITE AREA		BALCONY AREA		TOTAL AREA	
	SQM	SQFT	SQM	SQFT	SQM	SQFT
203	78.92	849.49	29.71	319.80	108.63	1,169.29

UNITS DENOTED AS "M" ARE MIRRORED IN REALITY FROM WHAT IS SHOWN ON THE PLAN

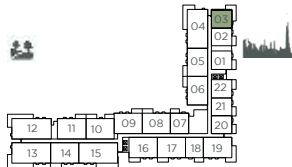
CENTRAL PARK at City Walk

1 BEDROOM
BUILDING 1

APARTMENT TYPE B3
LEVEL 3,5



LEVEL 5



LEVEL 3

UNIT NO.	SUITE AREA		BALCONY AREA		TOTAL AREA	
	SQM	SQFT	SQM	SQFT	SQM	SQFT
303	78.93	849.60	20.34	218.94	99.27	1,068.54
503	78.93	849.60	20.35	219.05	99.28	1,068.65

UNITS DENOTED AS "M" ARE MIRRORED IN REALITY FROM WHAT IS SHOWN ON THE PLAN

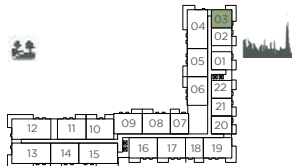
CENTRAL PARK at City Walk

1 BEDROOM
BUILDING 1

APARTMENT TYPE B4
LEVEL 4,6



LEVEL 6



LEVEL 4

UNIT NO.	SUITE AREA		BALCONY AREA		TOTAL AREA	
	SQM	SQFT	SQM	SQFT	SQM	SQFT
403 603	78.93	849.60	18.99	204.41	97.92	1,054.01

UNITS DENOTED AS "M" ARE MIRRORED IN REALITY FROM WHAT IS SHOWN ON THE PLAN

CENTRAL PARK at City Walk

1 BEDROOM
BUILDING 1

APARTMENT TYPE B5
LEVEL 9



LEVEL 9

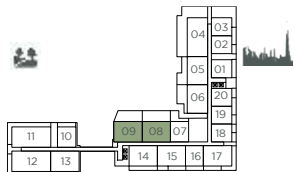
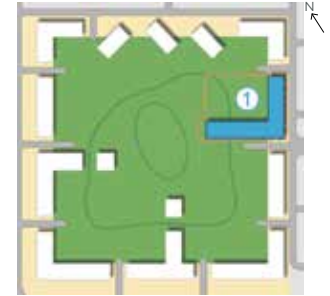
UNIT NO.	SUITE AREA		BALCONY AREA		TOTAL AREA	
	SQM	SQFT	SQM	SQFT	SQM	SQFT
902	79.90	860.04	75.49	812.57	155.39	1,672.62

UNITS DENOTED AS "M" ARE MIRRORED IN REALITY FROM WHAT IS SHOWN ON THE PLAN

CENTRAL PARK at City Walk

2 BEDROOM
BUILDING 1

APARTMENT TYPE A1
LEVEL 1



LEVEL 1

UNIT NO.	SUITE AREA		BALCONY AREA		TOTAL AREA	
	SQM	SQFT	SQM	SQFT	SQM	SQFT
108	125.57	1,351.64	66.58	716.67	192.15	2,068.30
109M	125.79	1,354.00	60.81	654.56	186.60	2,008.56

UNITS DENOTED AS "M" ARE MIRRORED IN REALITY FROM WHAT IS SHOWN ON THE PLAN

CENTRAL PARK at City Walk

2 BEDROOM
BUILDING 1

APARTMENT TYPE A2
LEVEL 1



UNIT NO.	SUITE AREA		BALCONY AREA		TOTAL AREA	
	SQM	SQFT	SQM	SQFT	SQM	SQFT
105	125.60	1,351.96	44.10	474.69	169.70	1,826.65

UNITS DENOTED AS "M" ARE MIRRORED IN REALITY FROM WHAT IS SHOWN ON THE PLAN

CENTRAL PARK at City Walk

2 BEDROOM
BUILDING 1

APARTMENT TYPE A3
LEVEL 1



LEVEL 1

UNIT NO.	SUITE AREA		BALCONY AREA		TOTAL AREA	
	SQM	SQFT	SQM	SQFT	SQM	SQFT
106	126.05	1,356.80	46.97	505.59	173.02	1,862.39

UNITS DENOTED AS "M" ARE MIRRORED IN REALITY FROM WHAT IS SHOWN ON THE PLAN

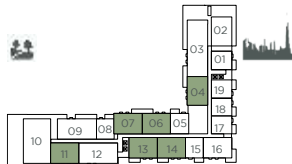
CENTRAL PARK at City Walk

2 BEDROOM
BUILDING 1

APARTMENT TYPE A4
LEVEL 1-9



LEVEL 9



LEVEL 7 - 8



LEVEL 3 - 6



LEVEL 2



LEVEL 1



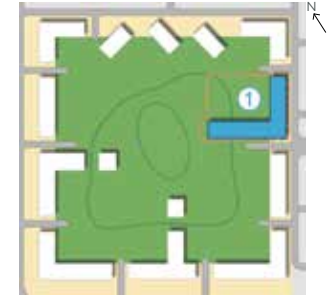
UNIT NO.	SUITE AREA		BALCONY AREA		TOTAL AREA			
	SQM	SQFT	SQM	SQFT	SQM	SQFT		
115M	125.59	1,351.85	10.25	110.33	135.84	1,462.18		
214M	125.59	1,351.85	10.52	113.24	136.11	1,465.09		
217M	125.59	1,351.85	10.06	108.29	135.65	1,460.14		
305	605	706	125.58	1,351.74	10.34	111.30	135.92	1,463.04
306M	406M	506M	126.06	1,356.91	10.34	111.30	136.40	1,468.21
308	505	408	125.59	1,351.85	10.34	111.30	135.93	1,463.15
405	608							
309M	409M	609M	125.65	1,352.50	10.34	111.30	135.99	1,463.80
311M	411M	611M	126.30	1,359.49	10.33	111.19	136.63	1,470.69
314M	614M		125.59	1,351.85	10.32	111.08	135.91	1,462.94
316M	416M	616M	125.97	1,355.94	10.67	114.85	136.64	1,470.79
713M	813M							
317M	514M		125.59	1,351.85	10.31	110.98	135.90	1,462.83
417M	714M							
414M			125.59	1,351.85	10.14	109.15	135.73	1,461.00
508			125.59	1,351.85	10.35	111.41	135.94	1,463.26
509M			125.65	1,352.50	10.36	111.52	136.01	1,464.01
511M			126.30	1,359.49	10.34	111.30	136.64	1,470.79
516M			125.97	1,355.94	10.66	114.74	136.63	1,470.69
517M			125.59	1,351.85	10.30	110.87	135.89	1,462.72
617M	814M		125.58	1,351.74	10.31	110.98	135.89	1,462.72
704M			126.06	1,356.91	10.34	111.30	136.40	1,468.21
707M			125.64	1,352.39	10.34	111.30	135.98	1,463.69
711M			125.59	1,351.85	10.51	113.13	136.10	1,464.98
804M			126.01	1,356.37	10.33	111.19	136.34	1,467.56
806			125.58	1,351.74	10.26	110.44	135.84	1,462.18
807M			125.64	1,352.39	10.25	110.33	135.89	1,462.72
811M			125.58	1,351.74	10.32	111.08	135.90	1,462.83
914 M			125.67	1,352.71	9.97	107.32	135.64	1,460.03

UNITS DENOTED AS "M" ARE MIRRORED IN REALITY FROM WHAT IS SHOWN ON THE PLAN

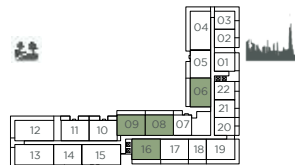
CENTRAL PARK at City Walk

2 BEDROOM
BUILDING 1

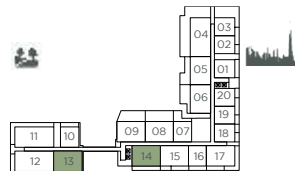
APARTMENT TYPE A5
LEVEL 1,2,9



LEVEL 9



LEVEL 2



LEVEL 1

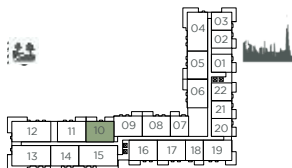
UNIT NO.	SUITE AREA		BALCONY AREA		TOTAL AREA	
	SQM	SQFT	SQM	SQFT	SQM	SQFT
113M	125.81	1,354.22	24.82	267.16	150.63	1,621.38
114M	125.90	1,355.19	24.98	268.88	150.88	1,624.07
206M	126.06	1,356.91	24.80	266.95	150.86	1,623.86
208	125.59	1,351.85	24.74	266.30	150.33	1,618.15
209M	125.65	1,352.50	24.80	266.95	150.45	1,619.44
216M	125.97	1,355.94	25.07	269.85	151.04	1,625.79
906	125.60	1,351.96	24.73	266.19	150.33	1,618.15
907M	125.66	1,352.60	24.79	266.84	150.45	1,619.44
913M	125.97	1,355.94	25.06	269.75	151.03	1,625.69

UNITS DENOTED AS "M" ARE MIRRORED IN REALITY FROM WHAT IS SHOWN ON THE PLAN

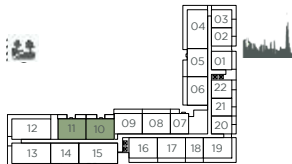
CENTRAL PARK at City Walk

2 BEDROOM
BUILDING 1

APARTMENT TYPE A6
LEVEL 2-6



LEVEL 3-6



LEVEL 2

UNIT NO.	SUITE AREA		BALCONY AREA		TOTAL AREA	
	SQM	SQFT	SQM	SQFT	SQM	SQFT
210	125.59	1,351.85	17.97	193.43	143.56	1,545.28
211M	126.30	1,359.49	17.99	193.64	144.29	1,553.14
310	125.59	1,351.85	17.76	191.17	143.35	1,543.02
510	125.59	1,351.85	17.78	191.38	143.37	1,543.23
610	125.58	1,351.74	17.76	191.17	143.34	1,542.91

UNITS DENOTED AS "M" ARE MIRRORED IN REALITY FROM WHAT IS SHOWN ON THE PLAN

CENTRAL PARK at City Walk

2 BEDROOM
BUILDING 1

APARTMENT TYPE A7
LEVEL 2



LEVEL 2

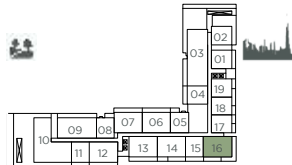
UNIT NO.	SUITE AREA		BALCONY AREA		TOTAL AREA	
	SQM	SQFT	SQM	SQFT	SQM	SQFT
205	125.59	1,351.85	15.04	161.89	140.63	1,513.74

UNITS DENOTED AS "M" ARE MIRRORED IN REALITY FROM WHAT IS SHOWN ON THE PLAN

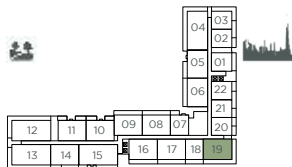
CENTRAL PARK at City Walk

2 BEDROOM
BUILDING 1

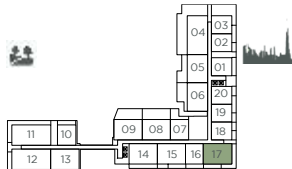
APARTMENT TYPE B1
LEVEL 1,2,9



LEVEL 9



LEVEL 2



LEVEL 1

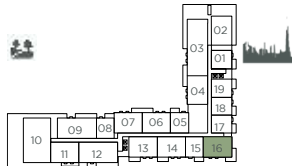
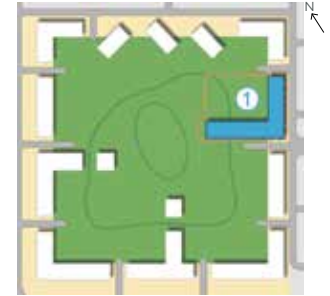
UNIT NO.	SUITE AREA		BALCONY AREA		TOTAL AREA	
	SQM	SQFT	SQM	SQFT	SQM	SQFT
117	125.89	1,355.08	30.93	332.93	156.82	1,688.01
219	125.93	1,355.51	31.02	333.90	156.95	1,689.41
916	125.93	1,355.51	31.11	334.87	157.04	1,690.38

UNITS DENOTED AS "M" ARE MIRRORED IN REALITY FROM WHAT IS SHOWN ON THE PLAN

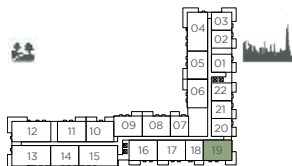
CENTRAL PARK at City Walk

2 BEDROOM
BUILDING 1

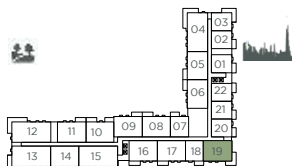
APARTMENT TYPE B2
LEVEL 3,5,7



LEVEL 7



LEVEL 5



LEVEL 3

UNIT NO.	SUITE AREA	BALCONY AREA		TOTAL AREA		
		SQM	SQFT	SQM	SQFT	
319 716	125.93	1,355.51	16.96	182.56	142.89	1,538.07
519	125.93	1,355.51	16.95	182.45	142.88	1,537.96

UNITS DENOTED AS "M" ARE MIRRORED IN REALITY FROM WHAT IS SHOWN ON THE PLAN

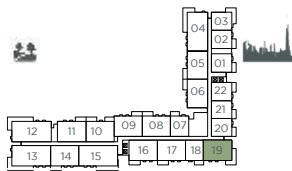
CENTRAL PARK at City Walk

2 BEDROOM
BUILDING 1

APARTMENT TYPE B3
LEVEL 4,6,8



LEVEL 8



LEVEL 6



LEVEL 4

UNIT NO.	SUITE AREA		BALCONY AREA		TOTAL AREA			
	SQM	SQFT	SQM	SQFT	SQM	SQFT		
419	619	816	125.93	1,355.51	19.66	211.62	145.59	1,567.13

UNITS DENOTED AS "M" ARE MIRRORED IN REALITY FROM WHAT IS SHOWN ON THE PLAN

CENTRAL PARK at City Walk

2 BEDROOM
BUILDING 1

APARTMENT TYPE B4
LEVEL 7



LEVEL 7

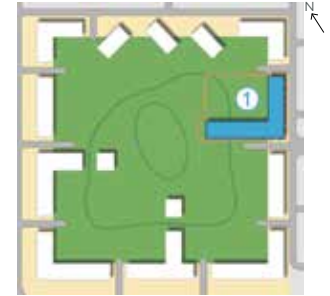
UNIT NO.	SUITE AREA		BALCONY AREA		TOTAL AREA	
	SQM	SQFT	SQM	SQFT	SQM	SQFT
702	126.53	1,361.97	86.53	931.41	213.06	2,293.38

UNITS DENOTED AS "M" ARE MIRRORED IN REALITY FROM WHAT IS SHOWN ON THE PLAN

CENTRAL PARK at City Walk

2 BEDROOM
BUILDING 1

APARTMENT TYPE B5
LEVEL 8



LEVEL 8

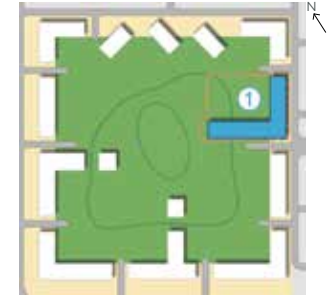
UNIT NO.	SUITE AREA		BALCONY AREA		TOTAL AREA	
	SQM	SQFT	SQM	SQFT	SQM	SQFT
802	126.53	1,361.97	43.45	467.70	169.98	1,829.66

UNITS DENOTED AS "M" ARE MIRRORED IN REALITY FROM WHAT IS SHOWN ON THE PLAN

CENTRAL PARK at City Walk

2 BEDROOM
BUILDING 1

APARTMENT TYPE C1
LEVEL 9



LEVEL 9

UNIT NO.	SUITE AREA		BALCONY AREA		TOTAL AREA	
	SQM	SQFT	SQM	SQFT	SQM	SQFT
912	125.63	1,352.28	24.68	265.66	150.31	1,617.94

UNITS DENOTED AS "M" ARE MIRRORED IN REALITY FROM WHAT IS SHOWN ON THE PLAN

CENTRAL PARK at City Walk

3 BEDROOM
BUILDING 1

APARTMENT TYPE A1
LEVEL 9



LEVEL 9

UNIT NO.	SUITE AREA		BALCONY AREA		TOTAL AREA	
	SQM	SQFT	SQM	SQFT	SQM	SQFT
909	171.62	1,847.32	34.27	368.88	205.89	2,216.20

UNITS DENOTED AS "M" ARE MIRRORED IN REALITY FROM WHAT IS SHOWN ON THE PLAN

CENTRAL PARK at City Walk

3 BEDROOM
BUILDING 1

APARTMENT TYPE A2
LEVEL 8



LEVEL 8

UNIT NO.	SUITE AREA		BALCONY AREA		TOTAL AREA	
	SQM	SQFT	SQM	SQFT	SQM	SQFT
809	171.52	1,846.24	19.61	211.08	191.13	2,057.32

UNITS DENOTED AS "M" ARE MIRRORED IN REALITY FROM WHAT IS SHOWN ON THE PLAN



DISCLAIMER: PLAN AND DETAILS INCLUDED ARE INDICATIVE ONLY AND ARE SUBJECT TO CHANGE BY THE DEVELOPER/SELLER AT ITS SOLE DISCRETION WITHOUT NOTICE AND/OR LIABILITY. ALL IMAGES, INCLUDING FEATURES, FINISHES, FURNISHINGS, AND SCALE ARE ILLUSTRATIVE ONLY. FINAL AREAS, DIMENSIONS, LAYOUT AND MATERIALS MAY DIFFER FROM THOSE STATED.

CENTRAL PARK at City Walk

3 BEDROOM
BUILDING 1

APARTMENT TYPE A3
LEVEL 7



LEVEL 7

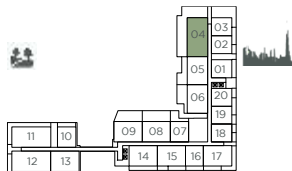
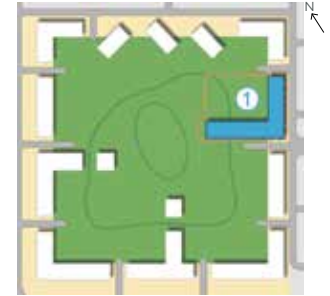
UNIT NO.	SUITE AREA		BALCONY AREA		TOTAL AREA	
	SQM	SQFT	SQM	SQFT	SQM	SQFT
709	171.61	1,847.21	27.05	291.17	198.66	2,138.38

UNITS DENOTED AS "M" ARE MIRRORED IN REALITY FROM WHAT IS SHOWN ON THE PLAN

CENTRAL PARK at City Walk

3 BEDROOM
BUILDING 1

APARTMENT TYPE B1
LEVEL 1



LEVEL 1

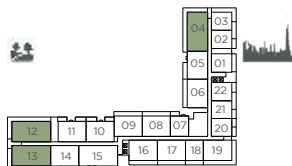
UNIT NO.	SUITE AREA		BALCONY AREA		TOTAL AREA	
	SQM	SQFT	SQM	SQFT	SQM	SQFT
104	171.08	1,841.51	149.93	1,613.85	321.01	3,455.35

UNITS DENOTED AS "M" ARE MIRRORED IN REALITY FROM WHAT IS SHOWN ON THE PLAN

CENTRAL PARK at City Walk

3 BEDROOM
BUILDING 1

APARTMENT TYPE B2
LEVEL 1,2



LEVEL 2



LEVEL 1

UNIT NO.	SUITE AREA		BALCONY AREA		TOTAL AREA	
	SQM	SQFT	SQM	SQFT	SQM	SQFT
111M 212M	171.81	1,849.36	52.43	564.36	224.24	2,413.72
112	171.06	1,841.29	52.35	563.50	223.41	2,404.79
204	171.08	1,841.51	55.40	596.33	226.48	2,437.83
213	171.09	1,841.61	52.32	563.17	223.41	2,404.79

UNITS DENOTED AS "M" ARE MIRRORED IN REALITY FROM WHAT IS SHOWN ON THE PLAN

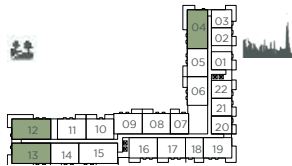
CENTRAL PARK at City Walk

3 BEDROOM
BUILDING 1

APARTMENT TYPE B3
LEVEL 3,5



LEVEL 5



LEVEL 3

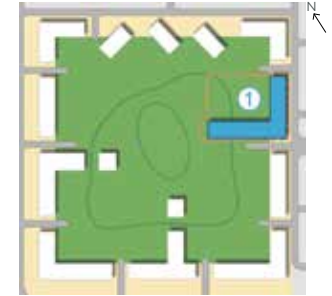
UNIT NO.	SUITE AREA		BALCONY AREA		TOTAL AREA	
	SQM	SQFT	SQM	SQFT	SQM	SQFT
304	171.09	1,841.61	27.82	299.45	198.91	2,141.07
312M	171.81	1,849.36	28.18	303.33	199.99	2,152.69
313	171.09	1,841.61	28.17	303.22	199.26	2,144.83
504	171.17	1,842.47	27.74	298.59	198.91	2,141.07
512M	171.81	1,849.36	28.20	303.54	200.01	2,152.91
513	171.09	1,841.61	28.15	303.01	199.24	2,144.62

UNITS DENOTED AS "M" ARE MIRRORED IN REALITY FROM WHAT IS SHOWN ON THE PLAN

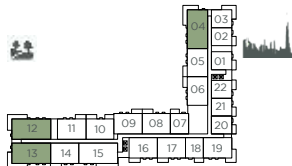
CENTRAL PARK at City Walk

3 BEDROOM
BUILDING 1

APARTMENT TYPE B4
LEVEL 4,6



LEVEL 6



LEVEL 4

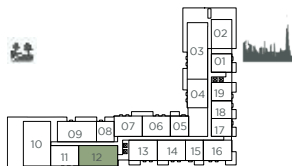
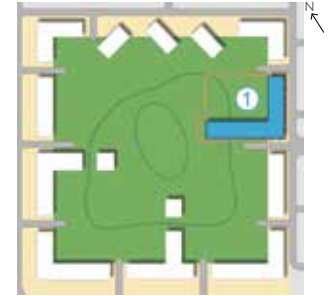
UNIT NO.	SUITE AREA		BALCONY AREA		TOTAL AREA	
	SQM	SQFT	SQM	SQFT	SQM	SQFT
404	171.09	1,841.61	28.30	304.62	199.39	2,146.23
412M	171.81	1,849.36	30.56	328.95	202.37	2,178.31
413	171.09	1,841.61	30.57	329.06	201.66	2,170.67
604	171.09	1,841.61	28.28	304.41	199.37	2,146.02
612M	171.88	1,850.12	30.49	328.19	202.37	2,178.31
613	171.16	1,842.37	30.49	328.19	201.65	2,170.56

UNITS DENOTED AS "M" ARE MIRRORED IN REALITY FROM WHAT IS SHOWN ON THE PLAN

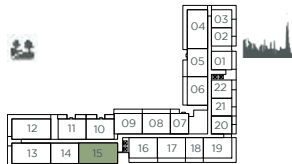
CENTRAL PARK at City Walk

3 BEDROOM
BUILDING 1

APARTMENT TYPE C1
LEVEL 2,7



LEVEL 7



LEVEL 2

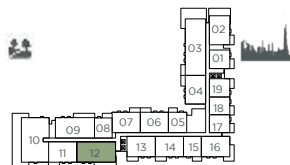
UNIT NO.	SUITE AREA		BALCONY AREA		TOTAL AREA	
	SQM	SQFT	SQM	SQFT	SQM	SQFT
215	171.07	1,841.40	27.96	300.96	199.03	2,142.36
712	170.98	1,840.43	27.59	296.98	198.57	2,137.41

UNITS DENOTED AS "M" ARE MIRRORED IN REALITY FROM WHAT IS SHOWN ON THE PLAN

CENTRAL PARK at City Walk

3 BEDROOM
BUILDING 1

APARTMENT TYPE C2
LEVEL 3-6, 8



LEVEL 8



LEVEL 3-6

UNIT NO.	SUITE AREA		BALCONY AREA		TOTAL AREA	
	SQM	SQFT	SQM	SQFT	SQM	SQFT
315	171.07	1,841.40	21.06	226.69	192.13	2,068.09
415	171.25	1,843.34	21.06	226.69	192.31	2,070.02
515	171.07	1,841.40	21.03	226.37	192.10	2,067.76
615	171.08	1,841.51	21.06	226.69	192.14	2,068.19
812	170.98	1,840.43	21.06	226.69	192.04	2,067.12

UNITS DENOTED AS "M" ARE MIRRORED IN REALITY FROM WHAT IS SHOWN ON THE PLAN

CENTRAL PARK at City Walk

4 BEDROOM
BUILDING 1

APARTMENT TYPE A1
LEVEL 8



LEVEL 8

UNIT NO.	SUITE AREA		BALCONY AREA		TOTAL AREA	
	SQM	SQFT	SQM	SQFT	SQM	SQFT
803	249.77	2,688.52	74.63	803.32	324.40	3,491.84

UNITS DENOTED AS "M" ARE MIRRORED IN REALITY FROM WHAT IS SHOWN ON THE PLAN

CENTRAL PARK at City Walk

4 BEDROOM
BUILDING 1

APARTMENT TYPE A2
LEVEL 7



LEVEL 7

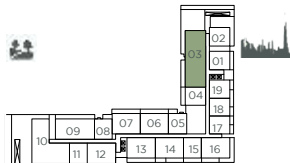
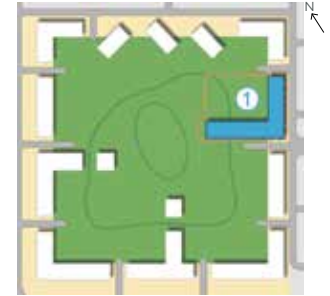
UNIT NO.	SUITE AREA		BALCONY AREA		TOTAL AREA	
	SQM	SQFT	SQM	SQFT	SQM	SQFT
703	249.68	2,687.56	112.21	1,207.83	361.89	3,895.38

UNITS DENOTED AS "M" ARE MIRRORED IN REALITY FROM WHAT IS SHOWN ON THE PLAN

CENTRAL PARK at City Walk

4 BEDROOM
BUILDING 1

APARTMENT TYPE A3
LEVEL 9



LEVEL 9

UNIT NO.	SUITE AREA		BALCONY AREA		TOTAL AREA	
	SQM	SQFT	SQM	SQFT	SQM	SQFT
903	250.30	2,694.23	149.97	1,614.28	400.27	4,308.51

UNITS DENOTED AS "M" ARE MIRRORED IN REALITY FROM WHAT IS SHOWN ON THE PLAN

CENTRAL PARK at City Walk

4 BEDROOM
BUILDING 1

APARTMENT TYPE B1
LEVEL 7



LEVEL 7

UNIT NO.	SUITE AREA		BALCONY AREA		TOTAL AREA	
	SQM	SQFT	SQM	SQFT	SQM	SQFT
710	262.98	2,830.72	230.87	2,485.08	493.85	5,315.80

UNITS DENOTED AS "M" ARE MIRRORED IN REALITY FROM WHAT IS SHOWN ON THE PLAN

CENTRAL PARK at City Walk

4 BEDROOM
BUILDING 1

APARTMENT TYPE B2
LEVEL 8



LEVEL 8

UNIT NO.	SUITE AREA		BALCONY AREA		TOTAL AREA	
	SQM	SQFT	SQM	SQFT	SQM	SQFT
810	262.98	2,830.72	115.60	1,244.32	378.58	4,075.04

UNITS DENOTED AS "M" ARE MIRRORED IN REALITY FROM WHAT IS SHOWN ON THE PLAN

CENTRAL PARK at City Walk

4 BEDROOM
BUILDING 1

APARTMENT TYPE C1
LEVEL 9



LEVEL 9

UNIT NO.	SUITE AREA		BALCONY AREA		TOTAL AREA	
	SQM	SQFT	SQM	SQFT	SQM	SQFT
910	255.98	2,755.37	226.60	2,439.12	482.58	5,194.49

UNITS DENOTED AS "M" ARE MIRRORED IN REALITY FROM WHAT IS SHOWN ON THE PLAN



CENTRAL PARK
at City Walk

For more information about residences at CENTRAL PARK at City Walk,
call **800 MERAAS (637227)** or +971 4 317 3999.

Visit meraas.com or the Meraas Sales and Marketing Suite
City Walk, Building 20, Dubai

Open from Saturday-Thursday, 8:30 am-5:00 pm

||| MERAAS

meraas.com