

# COLLECTIVE

## FLOOR PLANS

### TOWER 1

# COLLECTIVE TOWER I 1 BEDROOM

## UNIT 04 | LEVEL 01, 11, 12-16

SUITE AREA	460.59 SQ.FT.	42.79 SQ.M.
BALCONY AREA	26.37 SQ.FT.	2.45 SQ.M.
TOTAL AREA	486.96 SQ.FT.	45.24 SQ.M.

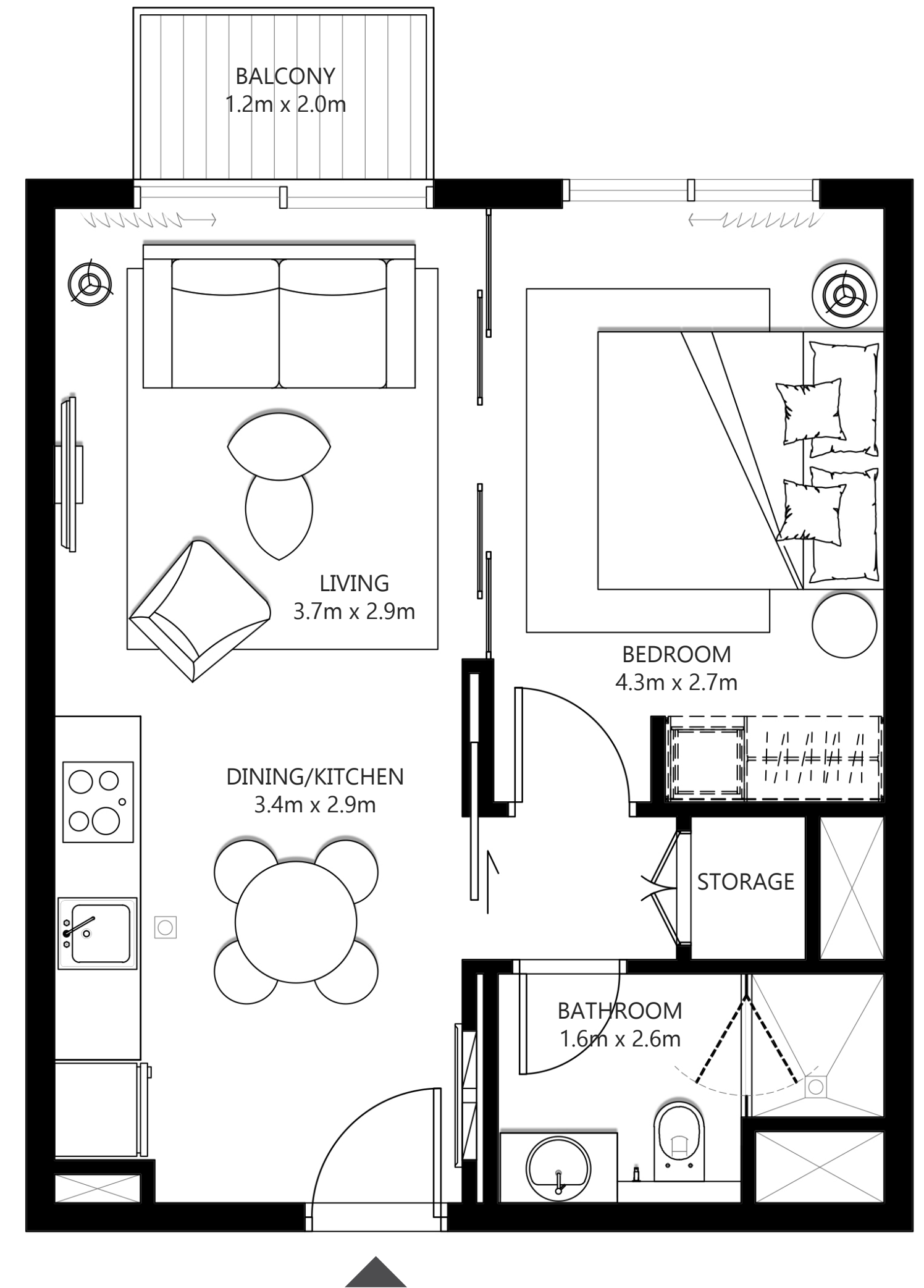
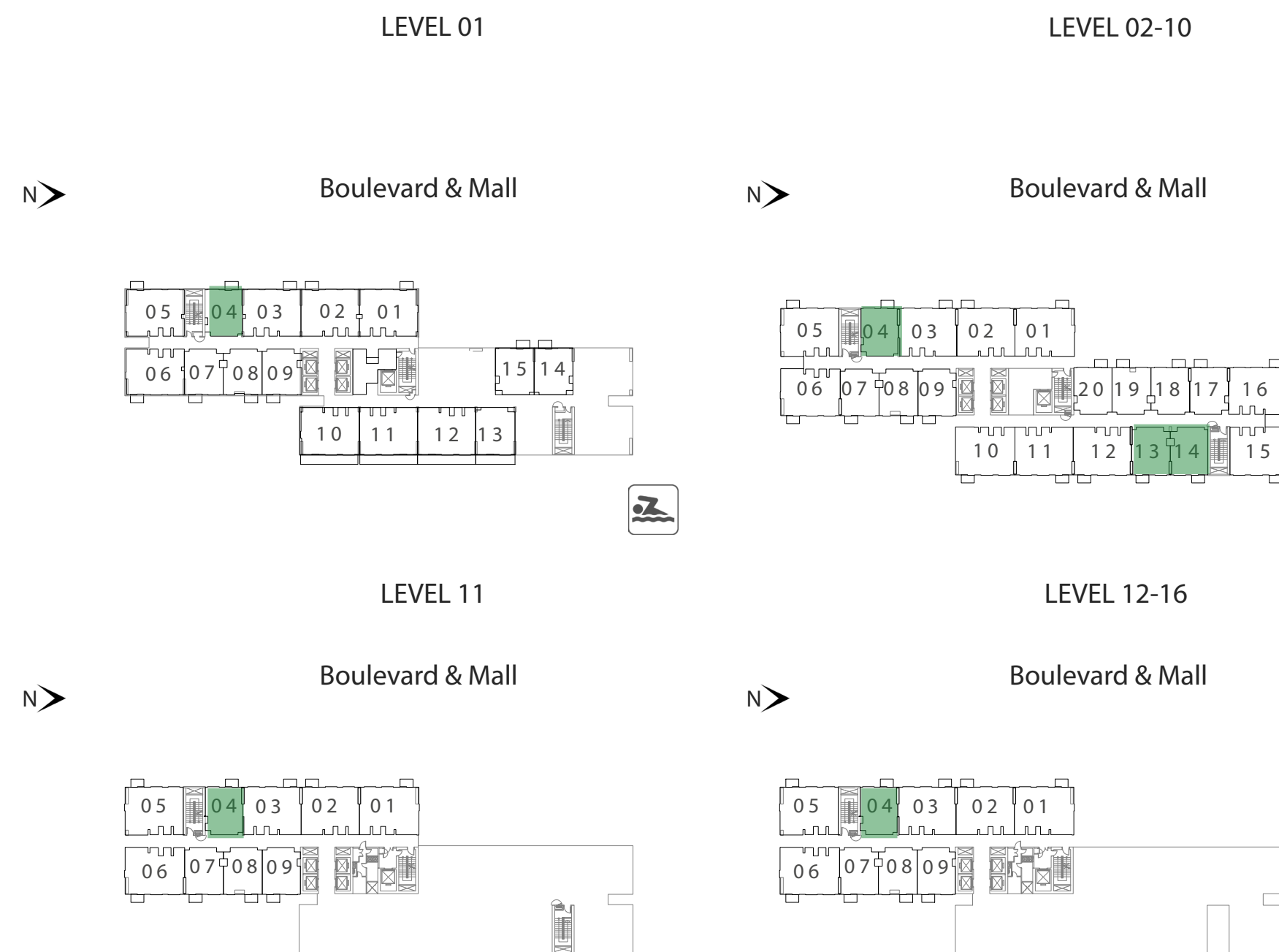
## UNIT 04 & 13 | LEVEL 02-10

SUITE AREA	460.91 SQ.FT.	42.82 SQ.M.
BALCONY AREA	26.05 SQ.FT.	2.42 SQ.M.
TOTAL AREA	486.96 SQ.FT.	45.24 SQ.M.

## UNIT 14 | LEVEL 02-10

SUITE AREA	459.62 SQ.FT.	42.70 SQ.M.
BALCONY AREA	26.05 SQ.FT.	2.42 SQ.M.
TOTAL AREA	485.67 SQ.FT.	45.12 SQ.M.

### KEY PLAN - TOWER I

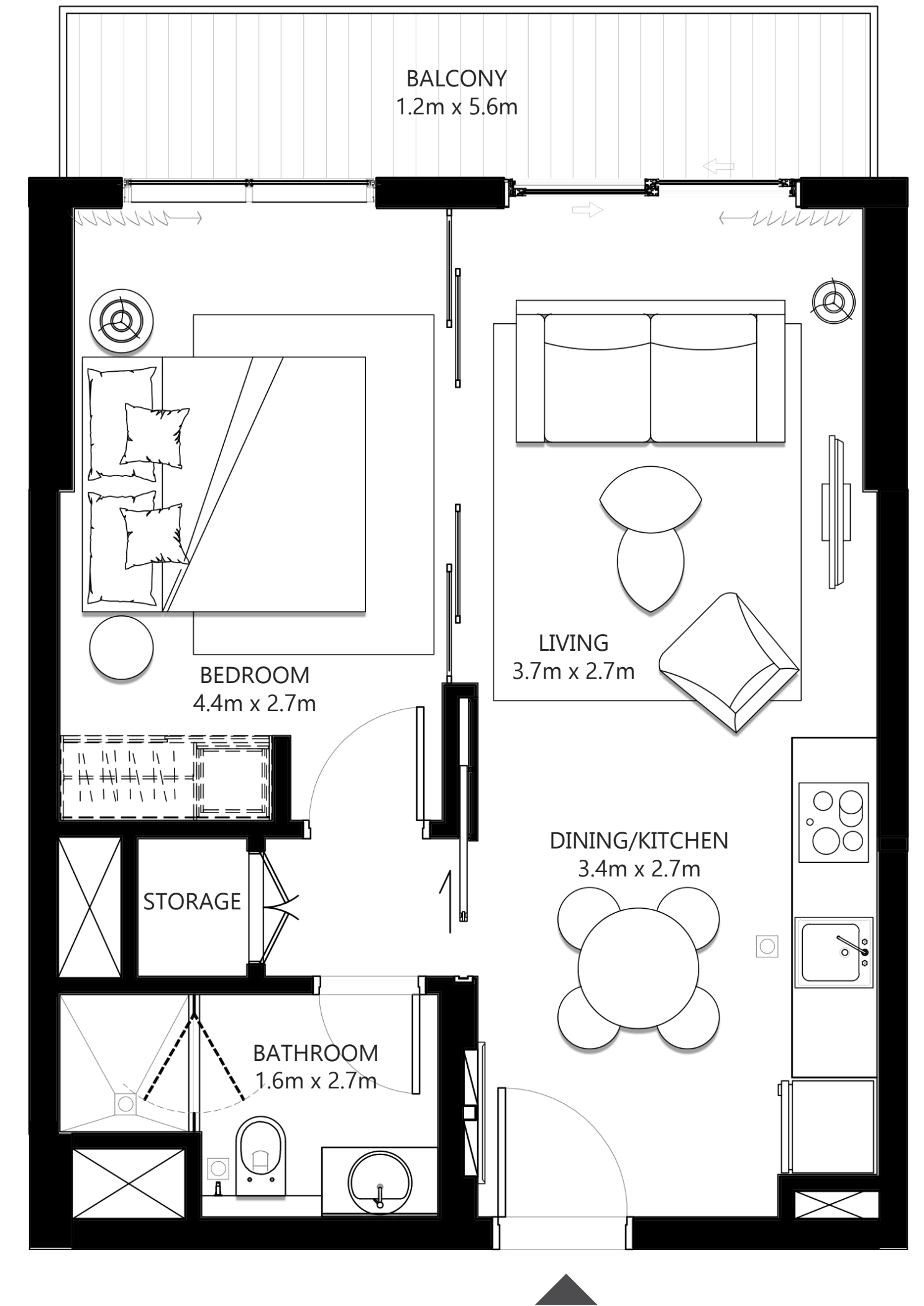
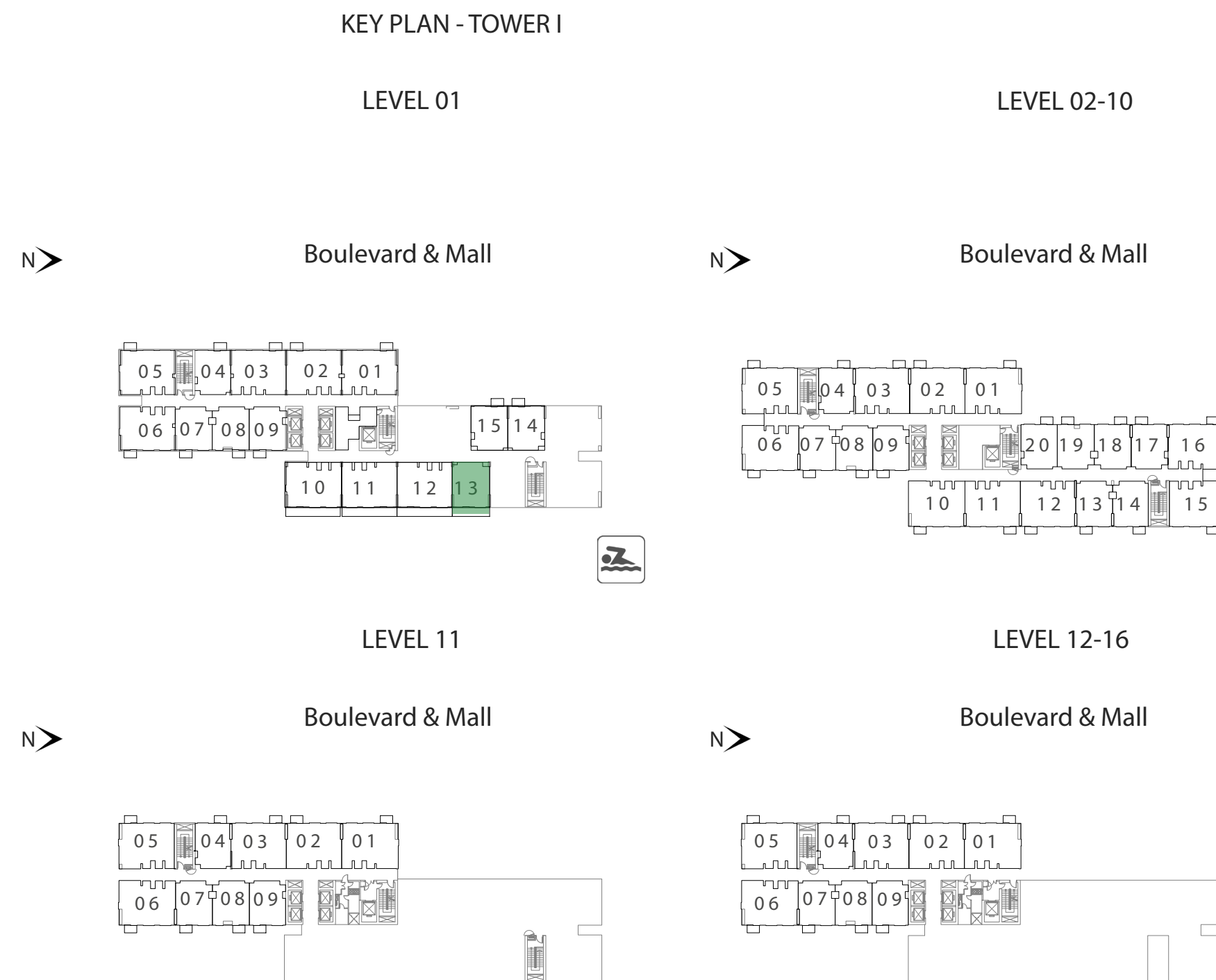


**FLOOR PLAN** 1. All dimensions are in imperial and metric, and measured from finish to finish excluding construction tolerances. 2. All materials, dimensions, and drawings are approximate only. 3. Information is subject to change without notice, at developer's absolute discretion. 4. Actual area may vary from the stated area. 5. Drawings not to scale. 6. All images used are for illustrative purposes only and do not represent the actual size, features, specifications, fittings, and furnishings. 7. The developer reserves the right to make revisions / alterations, at its absolute discretion, without any liability whatsoever.

# COLLECTIVE TOWER I 1 BEDROOM

UNIT 13 | LEVEL 01

SUITE AREA	460.91 SQ.FT.	42.82 SQ.M.
BALCONY AREA	75.99 SQ.FT.	7.06 SQ.M.
TOTAL AREA	536.90 SQ.FT.	49.88 SQ.M.



**FLOOR PLAN** 1. All dimensions are in imperial and metric, and measured from finish to finish excluding construction tolerances. 2. All materials, dimensions, and drawings are approximate only. 3. Information is subject to change without notice, at developer's absolute discretion. 4. Actual area may vary from the stated area. 5. Drawings not to scale. 6. All images used are for illustrative purposes only and do not represent the actual size, features, specifications, fittings, and furnishings. 7. The developer reserves the right to make revisions / alterations, at its absolute discretion, without any liability whatsoever.

# COLLECTIVE TOWER I 1 BEDROOM

## UNIT 15 & 14 | LEVEL 01 UNIT 07, 17, 18 & 19 | LEVEL 02-10

SUITE AREA	449.93 SQ.FT.	41.80 SQ.M.
BALCONY AREA	26.05 SQ.FT.	2.42 SQ.M.
TOTAL AREA	475.98 SQ.FT.	44.22 SQ.M.

## UNIT 08 | LEVEL 01, 11, 12-16

SUITE AREA	449.18 SQ.FT.	41.73 SQ.M.
BALCONY AREA	26.37 SQ.FT.	2.45 SQ.M.
TOTAL AREA	475.55 SQ.FT.	44.18 SQ.M.

## UNIT 09 | LEVEL 01, 11, 12-16

SUITE AREA	455.42 SQ.FT.	42.31 SQ.M.
BALCONY AREA	26.37 SQ.FT.	2.45 SQ.M.
TOTAL AREA	481.79 SQ.FT.	44.76 SQ.M.

## UNIT 09 & 20 | LEVEL 02-10

SUITE AREA	455.74 SQ.FT.	42.34 SQ.M.
BALCONY AREA	26.05 SQ.FT.	2.42 SQ.M.
TOTAL AREA	481.79 SQ.FT.	44.76 SQ.M.

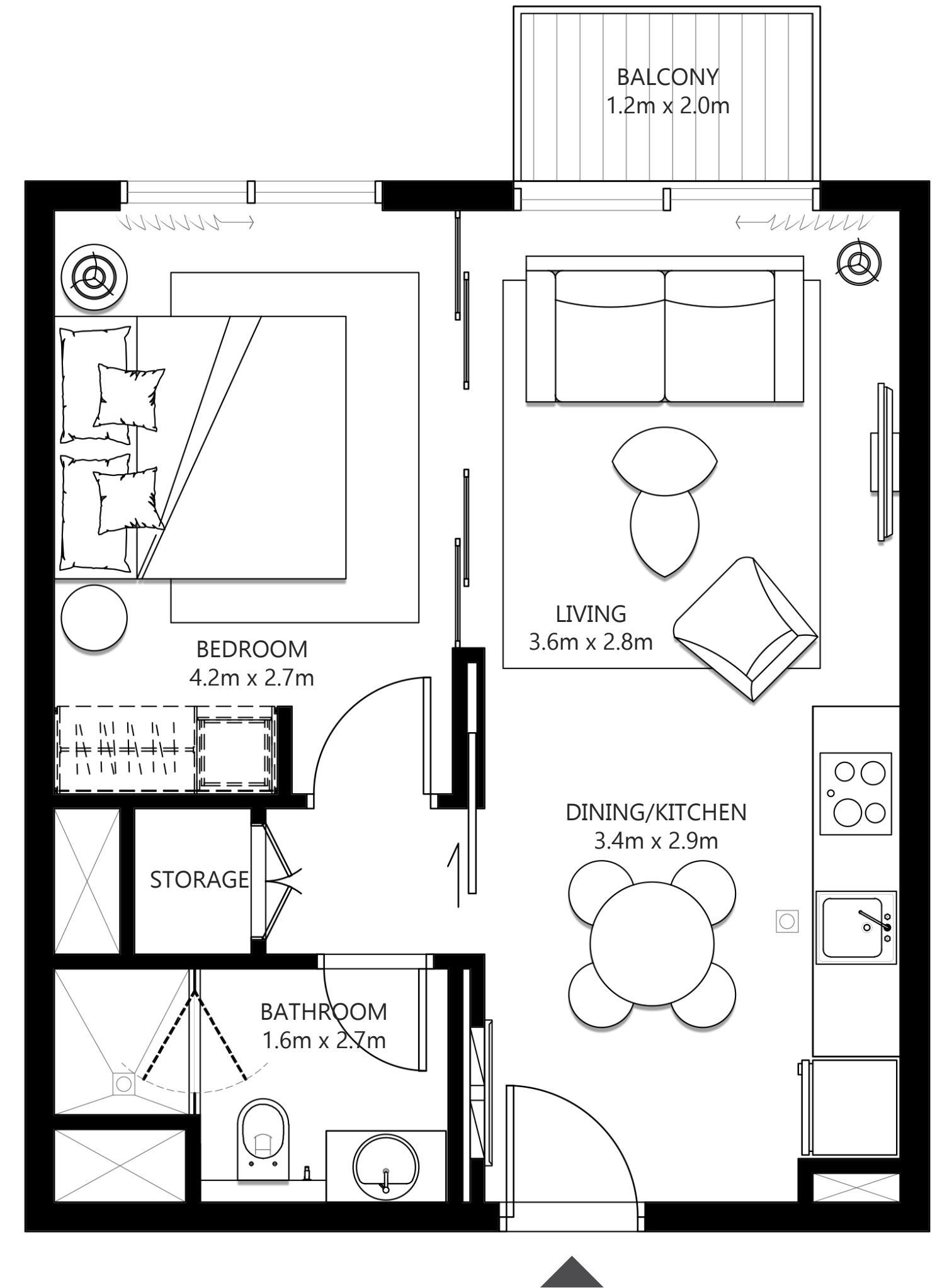
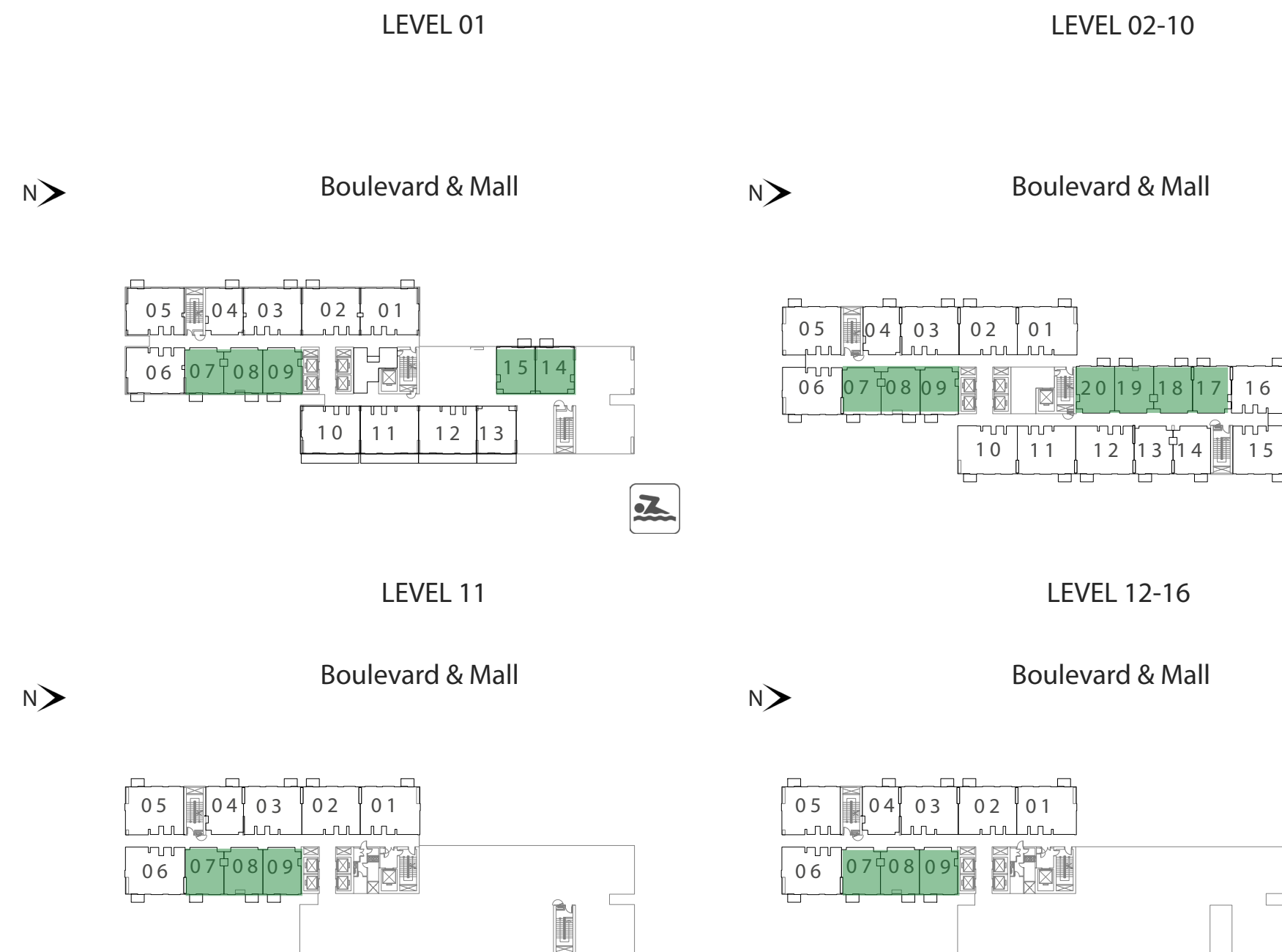
## UNIT 08 | LEVEL 02-10

SUITE AREA	449.50 SQ.FT.	41.76 SQ.M.
BALCONY AREA	26.05 SQ.FT.	2.42 SQ.M.
TOTAL AREA	475.55 SQ.FT.	44.18 SQ.M.

## UNIT 07 | LEVEL 01, 11 & 12-16

SUITE AREA	449.61 SQ.FT.	41.77 SQ.M.
BALCONY AREA	26.37 SQ.FT.	2.45 SQ.M.
TOTAL AREA	475.98 SQ.FT.	44.22 SQ.M.

### KEY PLAN - TOWER I



**FLOOR PLAN** 1. All dimensions are in imperial and metric, and measured from finish to finish excluding construction tolerances. 2. All materials, dimensions, and drawings are approximate only. 3. Information is subject to change without notice, at developer's absolute discretion. 4. Actual area may vary from the stated area. 5. Drawings not to scale. 6. All images used are for illustrative purposes only and do not represent the actual size, features, specifications, fittings, and furnishings. 7. The developer reserves the right to make revisions / alterations, at its absolute discretion, without any liability whatsoever.

# COLLECTIVE TOWER I 2 BEDROOM

## UNIT 03 | LEVEL 01, 11, 12-16

SUITE AREA	695.46 SQ.FT.	64.61 SQ.M.
BALCONY AREA	26.37 SQ.FT.	2.45 SQ.M.
TOTAL AREA	721.83 SQ.FT.	67.06 SQ.M.

## UNIT 03 & 12 | LEVEL 02-10

SUITE AREA	695.78 SQ.FT.	64.64 SQ.M.
BALCONY AREA	26.05 SQ.FT.	2.42 SQ.M.
TOTAL AREA	721.83 SQ.FT.	67.06 SQ.M.

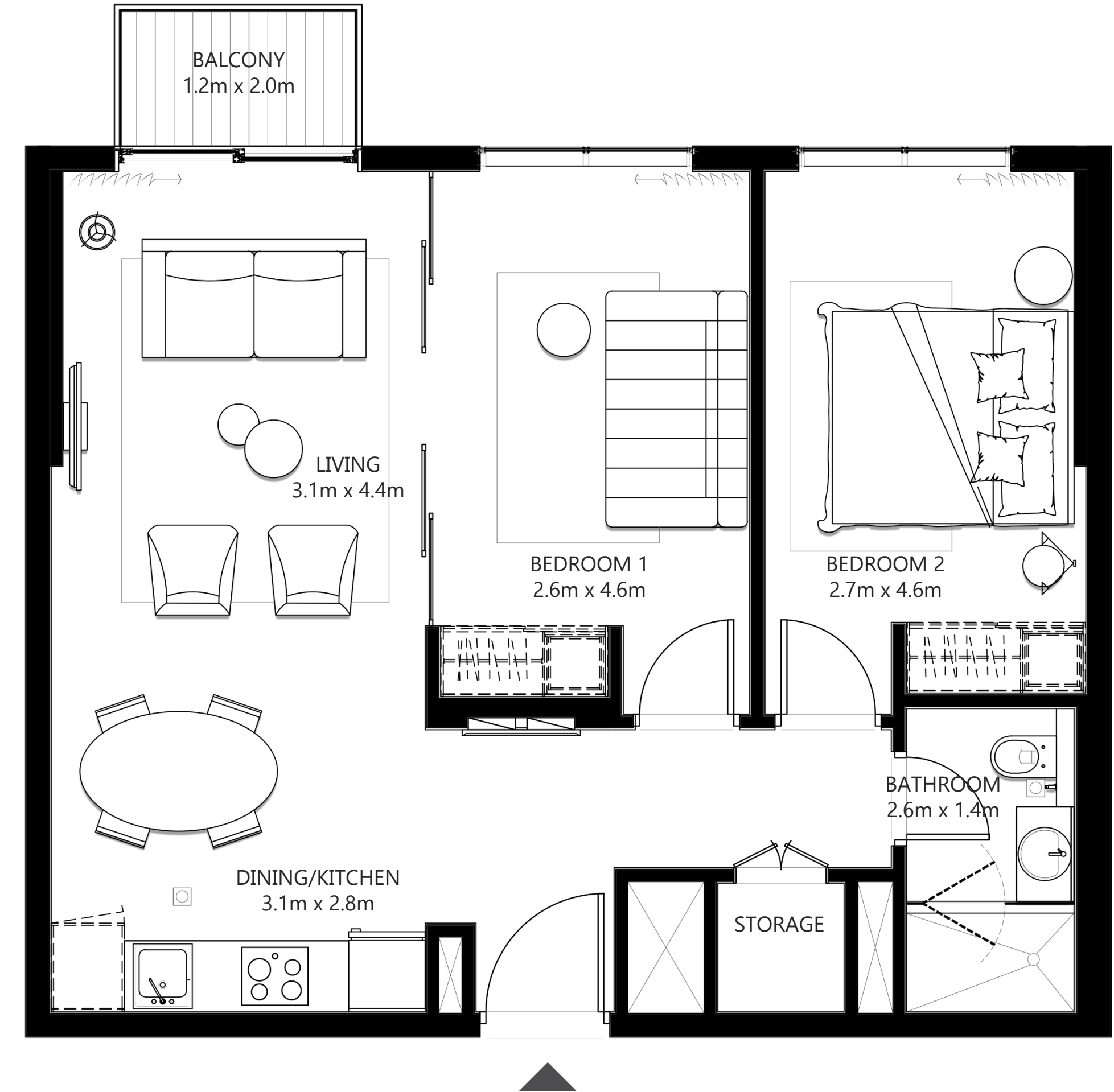
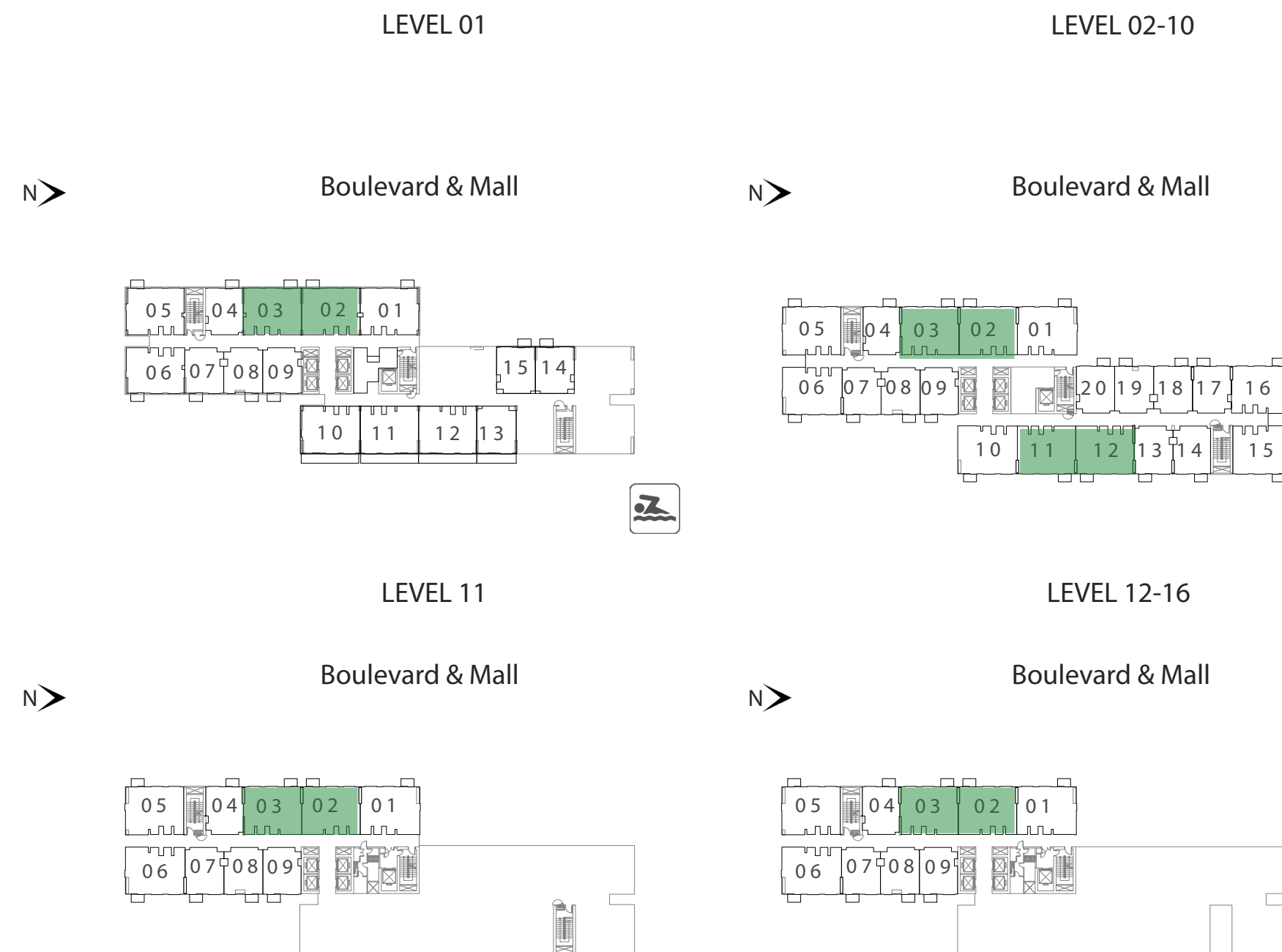
## UNIT 02 & 11 | LEVEL 02-10

SUITE AREA	697.29 SQ.FT.	64.78 SQ.M.
BALCONY AREA	26.05 SQ.FT.	2.42 SQ.M.
TOTAL AREA	723.34 SQ.FT.	67.20 SQ.M.

## UNIT 02 | LEVEL 01, 11 & 12-16

SUITE AREA	696.96 SQ.FT.	64.75 SQ.M.
BALCONY AREA	26.37 SQ.FT.	2.45 SQ.M.
TOTAL AREA	723.33 SQ.FT.	67.20 SQ.M.

### KEY PLAN - TOWER I



**FLOOR PLAN** 1. All dimensions are in imperial and metric, and measured from finish to finish excluding construction tolerances. 2. All materials, dimensions, and drawings are approximate only. 3. Information is subject to change without notice, at developer's absolute discretion. 4. Actual area may vary from the stated area. 5. Drawings not to scale. 6. All images used are for illustrative purposes only and do not represent the actual size, features, specifications, fittings, and furnishings. 7. The developer reserves the right to make revisions / alterations, at its absolute discretion, without any liability whatsoever.

# COLLECTIVE TOWER I 2 BEDROOM

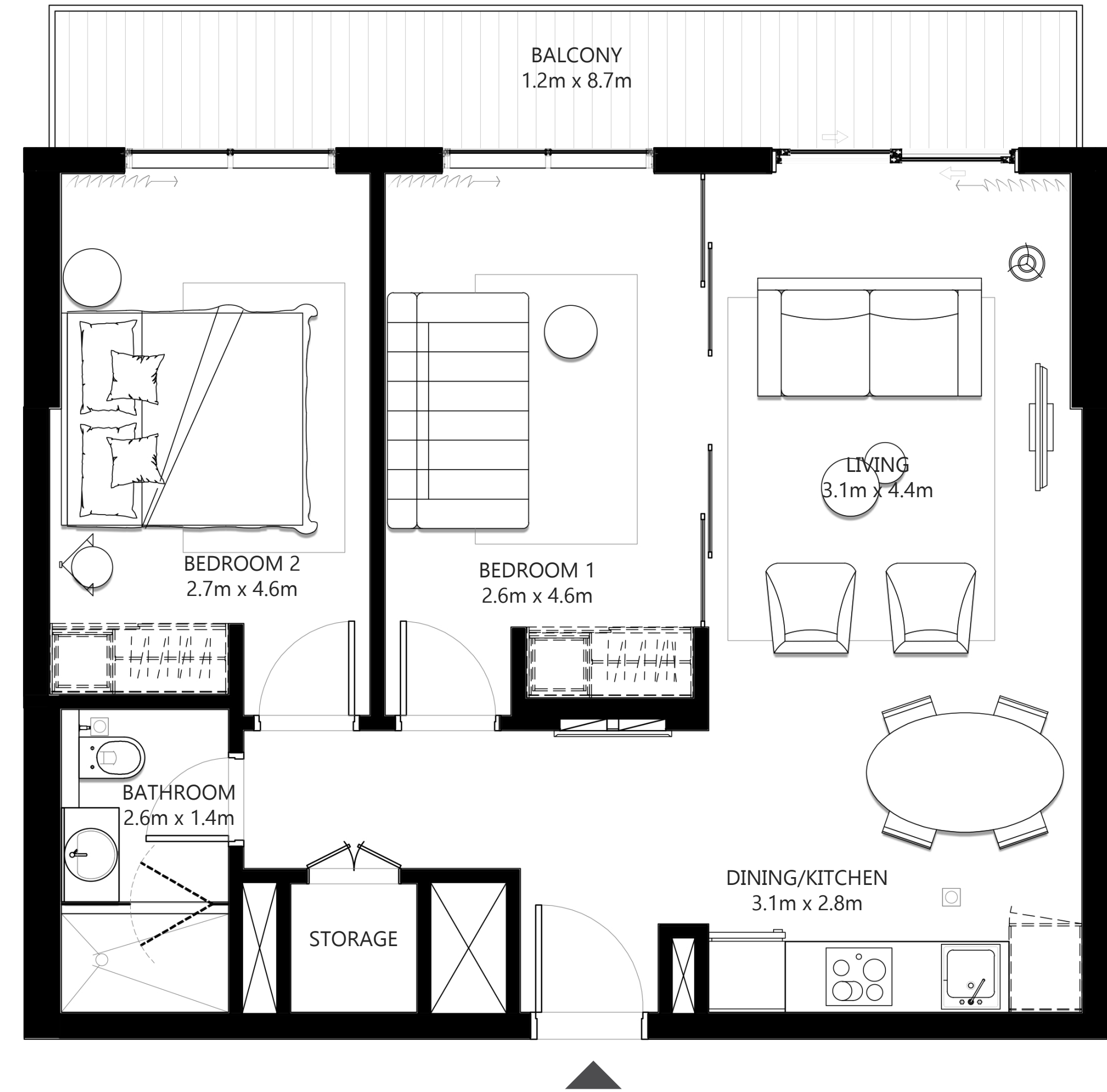
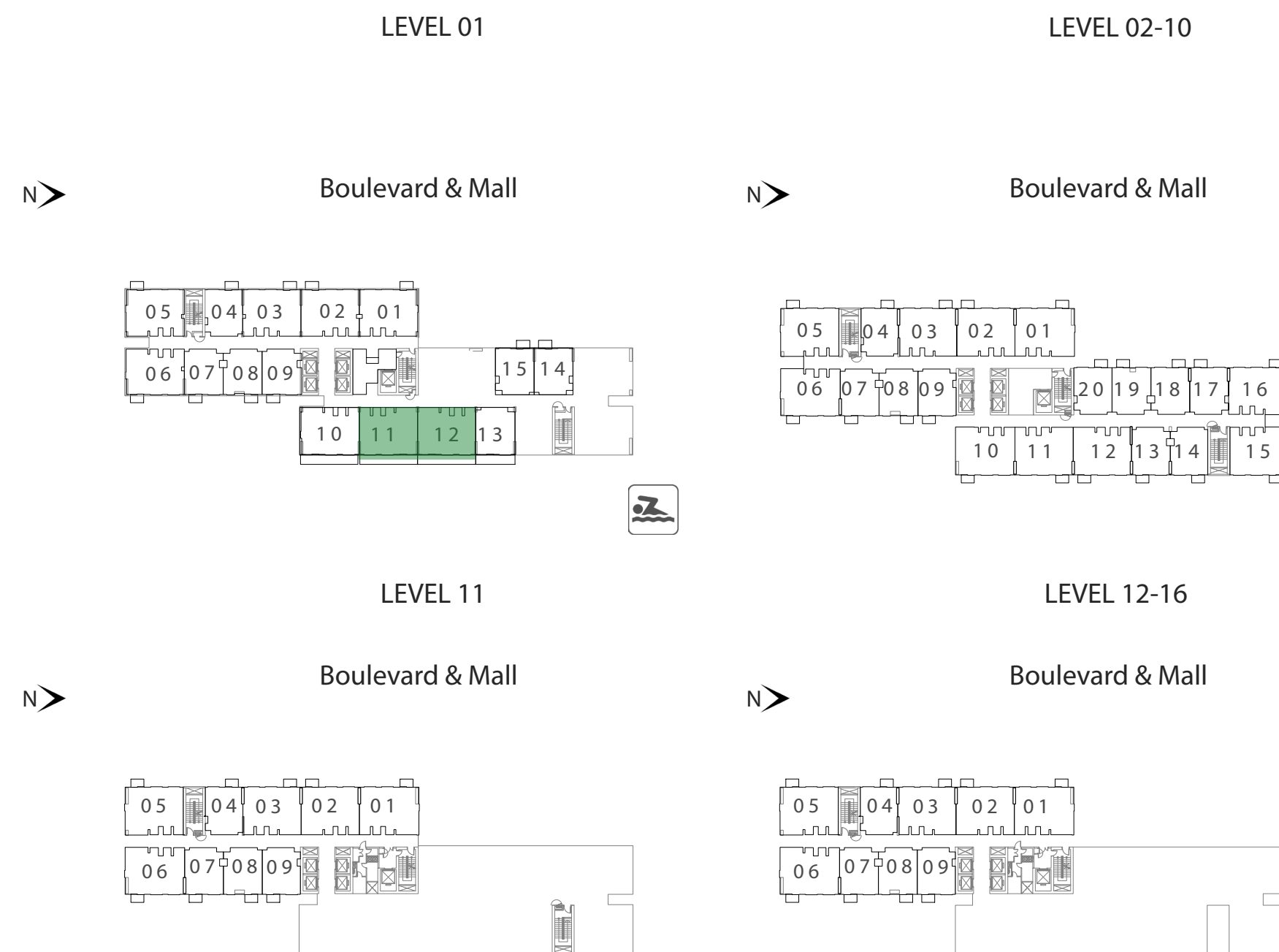
## UNIT 11 | LEVEL 01

SUITE AREA	697.28 SQ.FT.	64.78 SQ.M.
BALCONY AREA	116.14 SQ.FT.	10.79 SQ.M.
TOTAL AREA	813.42 SQ.FT.	75.57 SQ.M.

## UNIT 12 | LEVEL 01

SUITE AREA	695.77 SQ.FT.	64.64 SQ.M.
BALCONY AREA	115.81 SQ.FT.	10.76 SQ.M.
TOTAL AREA	811.59 SQ.FT.	75.40 SQ.M.

### KEY PLAN - TOWER I



**FLOOR PLAN** 1. All dimensions are in imperial and metric, and measured from finish to finish excluding construction tolerances. 2. All materials, dimensions, and drawings are approximate only. 3. Information is subject to change without notice, at developer's absolute discretion. 4. Actual area may vary from the stated area. 5. Drawings not to scale. 6. All images used are for illustrative purposes only and do not represent the actual size, features, specifications, fittings, and furnishings. 7. The developer reserves the right to make revisions / alterations, at its absolute discretion, without any liability whatsoever.

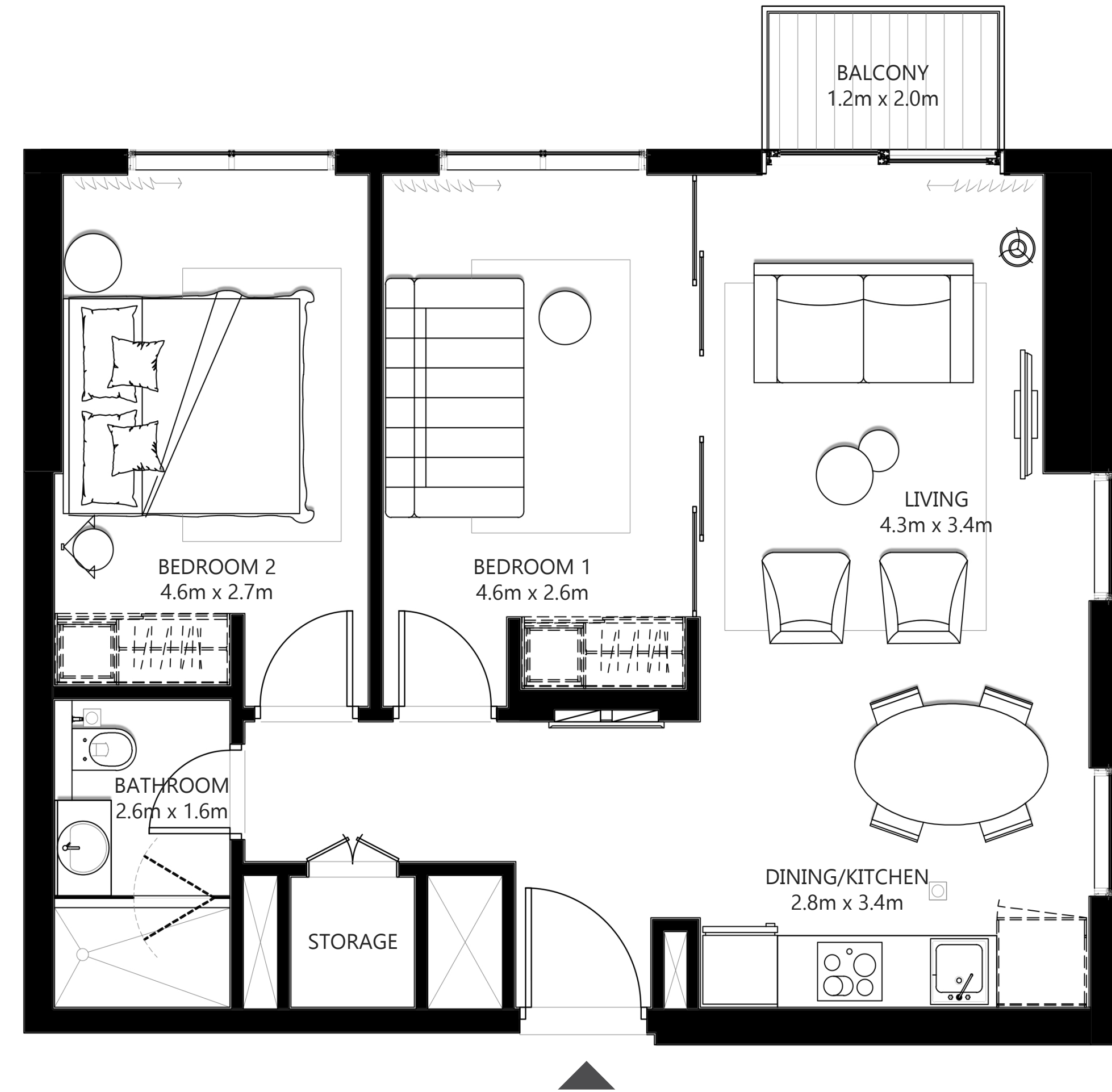
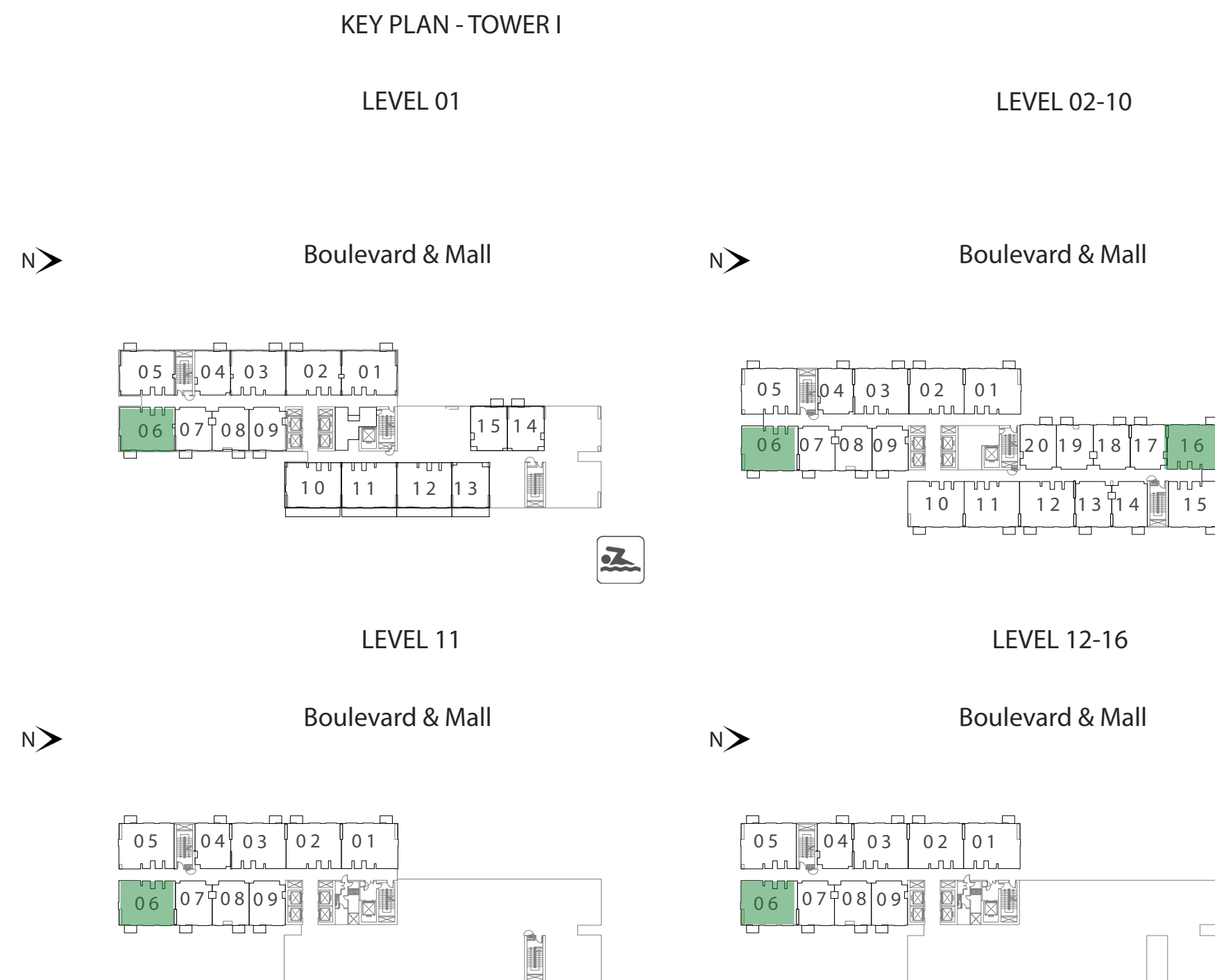
# COLLECTIVE TOWER I 2 BEDROOM

## UNIT 06 | LEVEL 01, 11, 12-16

SUITE AREA	700.62 SQ.FT.	65.09 SQ.M.
BALCONY AREA	26.37 SQ.FT.	2.45 SQ.M.
TOTAL AREA	726.99 SQ.FT.	67.54 SQ.M.

## UNIT 06 & 16 | LEVEL 02-10

SUITE AREA	700.95 SQ.FT.	65.12 SQ.M.
BALCONY AREA	26.05 SQ.FT.	2.42 SQ.M.
TOTAL AREA	727.00 SQ.FT.	67.54 SQ.M.



**FLOOR PLAN** 1. All dimensions are in imperial and metric, and measured from finish to finish excluding construction tolerances. 2. All materials, dimensions, and drawings are approximate only. 3. Information is subject to change without notice, at developer's absolute discretion. 4. Actual area may vary from the stated area. 5. Drawings not to scale. 6. All images used are for illustrative purposes only and do not represent the actual size, features, specifications, fittings, and furnishings. 7. The developer reserves the right to make revisions / alterations, at its absolute discretion, without any liability whatsoever.

# COLLECTIVE TOWER I 2 BEDROOM

## UNIT 05 | LEVEL 01, 11, 12-16

SUITE AREA	715.48 SQ.FT.	66.47 SQ.M.
BALCONY AREA	26.37 SQ.FT.	2.45 SQ.M.
TOTAL AREA	741.85 SQ.FT.	68.92 SQ.M.

## UNIT 01 | LEVEL 01, 11, 12-16

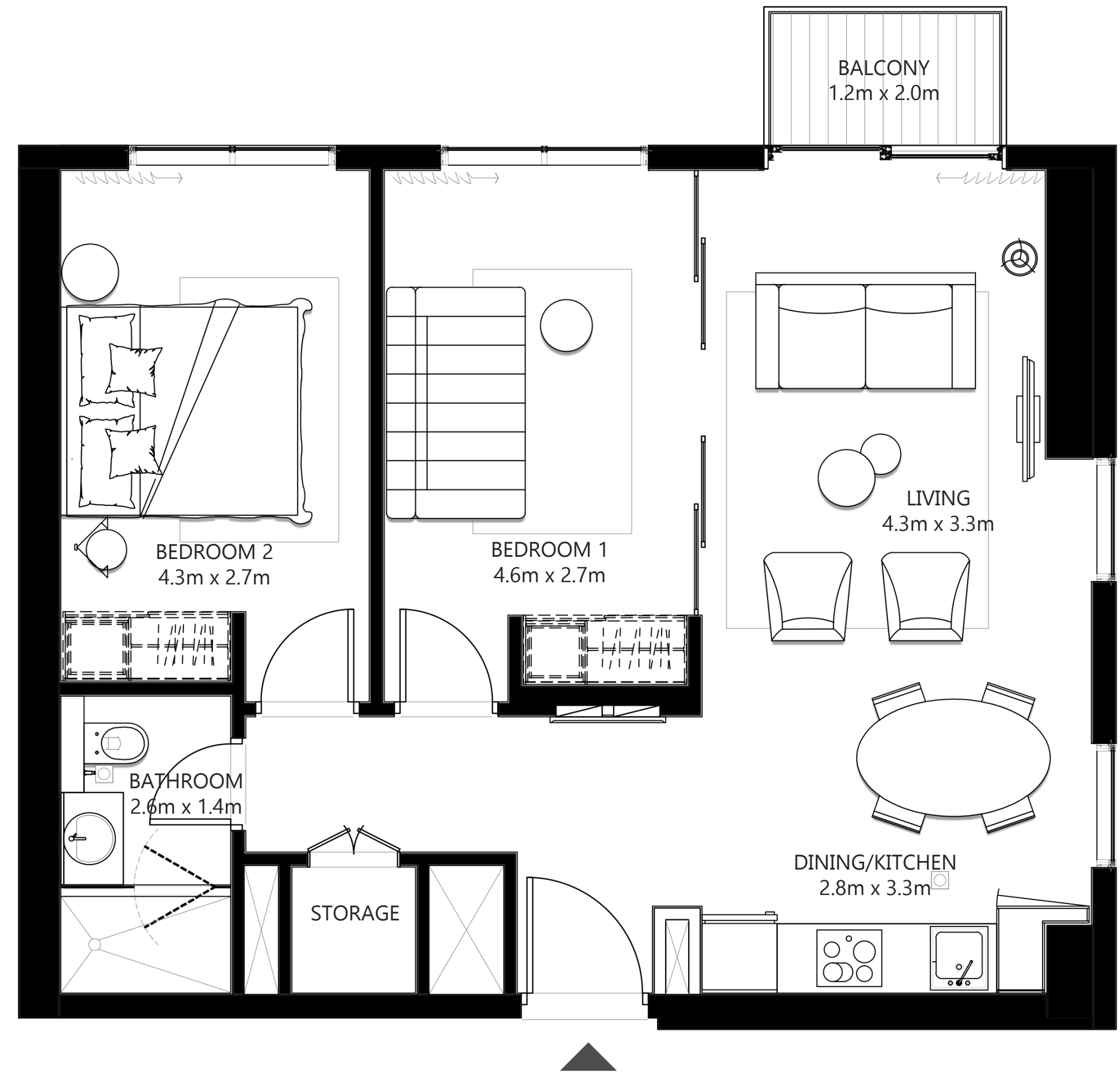
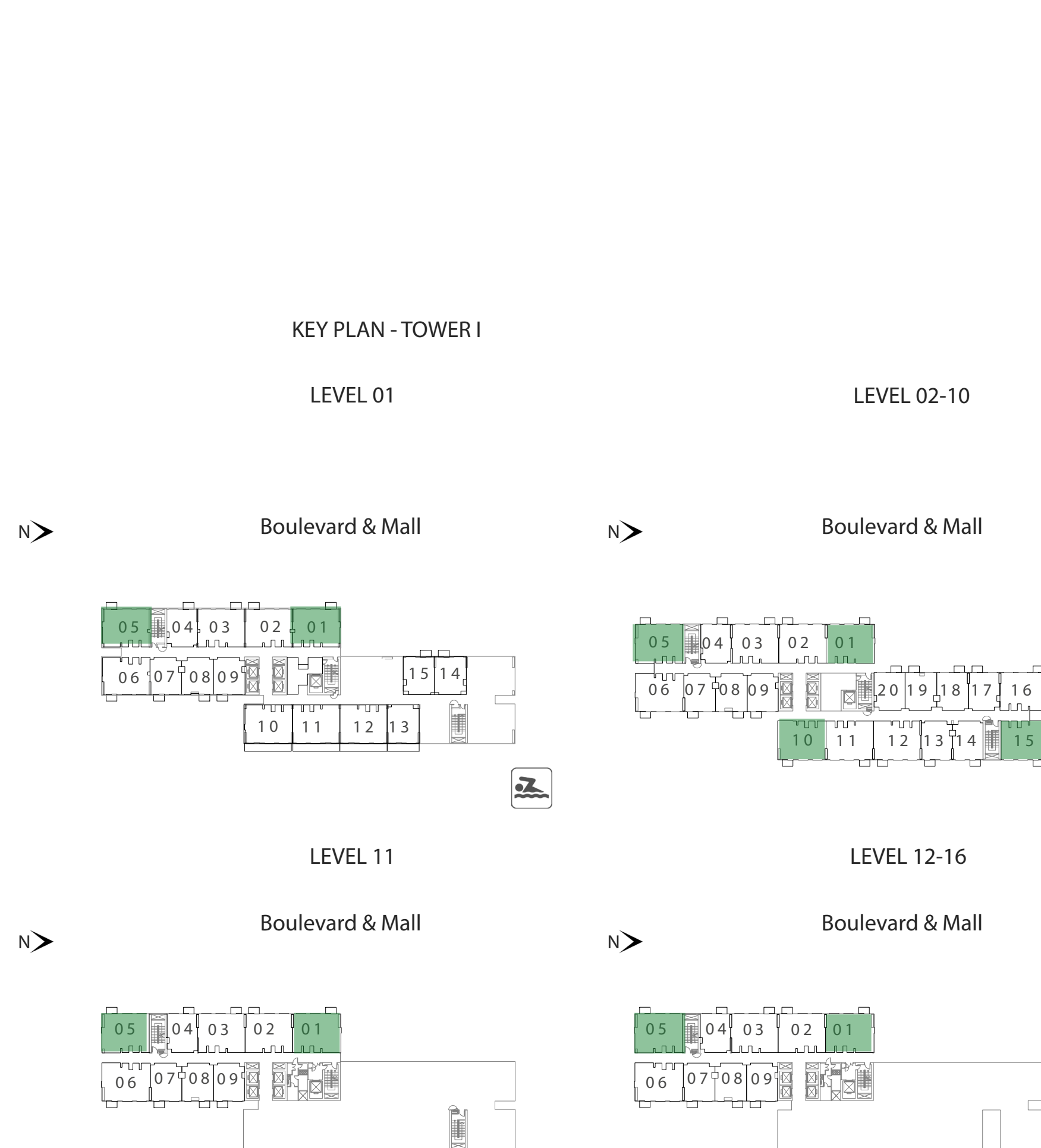
SUITE AREA	713.75 SQ.FT.	66.31 SQ.M.
BALCONY AREA	26.37 SQ.FT.	2.45 SQ.M.
TOTAL AREA	740.12 SQ.FT.	68.76 SQ.M.

## UNIT 01, 05 & 15 | LEVEL 02-10

SUITE AREA	715.80 SQ.FT.	66.50 SQ.M.
BALCONY AREA	26.05 SQ.FT.	2.42 SQ.M.
TOTAL AREA	741.85 SQ.FT.	68.92 SQ.M.

## UNIT 10 | LEVEL 02-10

SUITE AREA	714.62 SQ.FT.	66.39 SQ.M.
BALCONY AREA	26.05 SQ.FT.	2.42 SQ.M.
TOTAL AREA	740.67 SQ.FT.	68.81 SQ.M.



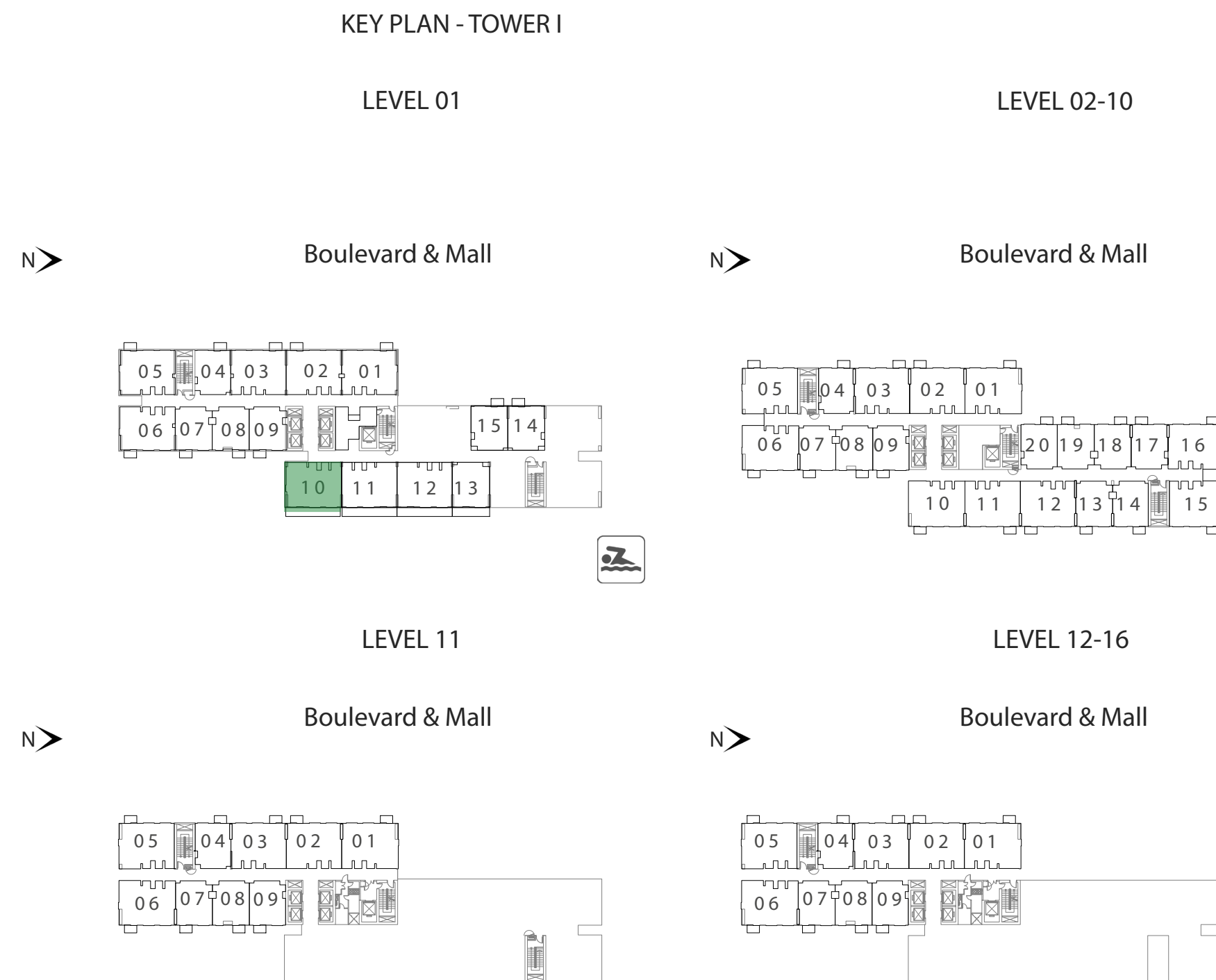
**FLOOR PLAN** 1. All dimensions are in imperial and metric, and measured from finish to finish excluding construction tolerances. 2. All materials, dimensions, and drawings are approximate only. 3. Information is subject to change without notice, at developer's absolute discretion. 4. Actual area may vary from the stated area. 5. Drawings not to scale. 6. All images used are for illustrative purposes only and do not represent the actual size, features, specifications, fittings, and furnishings. 7. The developer reserves the right to make revisions / alterations, at its absolute discretion, without any liability whatsoever.



# COLLECTIVE TOWER I 2 BEDROOM

## UNIT 10 | LEVEL 01

SUITE AREA	714.61 SQ.FT.	66.39 SQ.M.
BALCONY AREA	112.37 SQ.FT.	10.44 SQ.M.
TOTAL AREA	826.99 SQ.FT.	76.83 SQ.M.



**FLOOR PLAN** 1. All dimensions are in imperial and metric, and measured from finish to finish excluding construction tolerances. 2. All materials, dimensions, and drawings are approximate only. 3. Information is subject to change without notice, at developer's absolute discretion. 4. Actual area may vary from the stated area. 5. Drawings not to scale. 6. All images used are for illustrative purposes only and do not represent the actual size, features, specifications, fittings, and furnishings. 7. The developer reserves the right to make revisions / alterations, at its absolute discretion, without any liability whatsoever.

# COLLECTIVE

## FLOOR PLANS

### TOWER 2

# COLLECTIVE TOWER II 1 BEDROOM

## UNIT 15 & 16 | LEVEL 01

SUITE AREA	459.30 SQ.FT.	42.67 SQ.M.
BALCONY AREA	26.37 SQ.FT.	2.45 SQ.M.
TOTAL AREA	485.67 SQ.FT.	45.12 SQ.M.

## UNIT 14 | LEVEL 01 UNIT 14,15 & 16 | LEVEL 02-10

SUITE AREA	459.62 SQ.FT.	42.70 SQ.M.
BALCONY AREA	26.05 SQ.FT.	2.42 SQ.M.
TOTAL AREA	485.67 SQ.FT.	45.12 SQ.M.

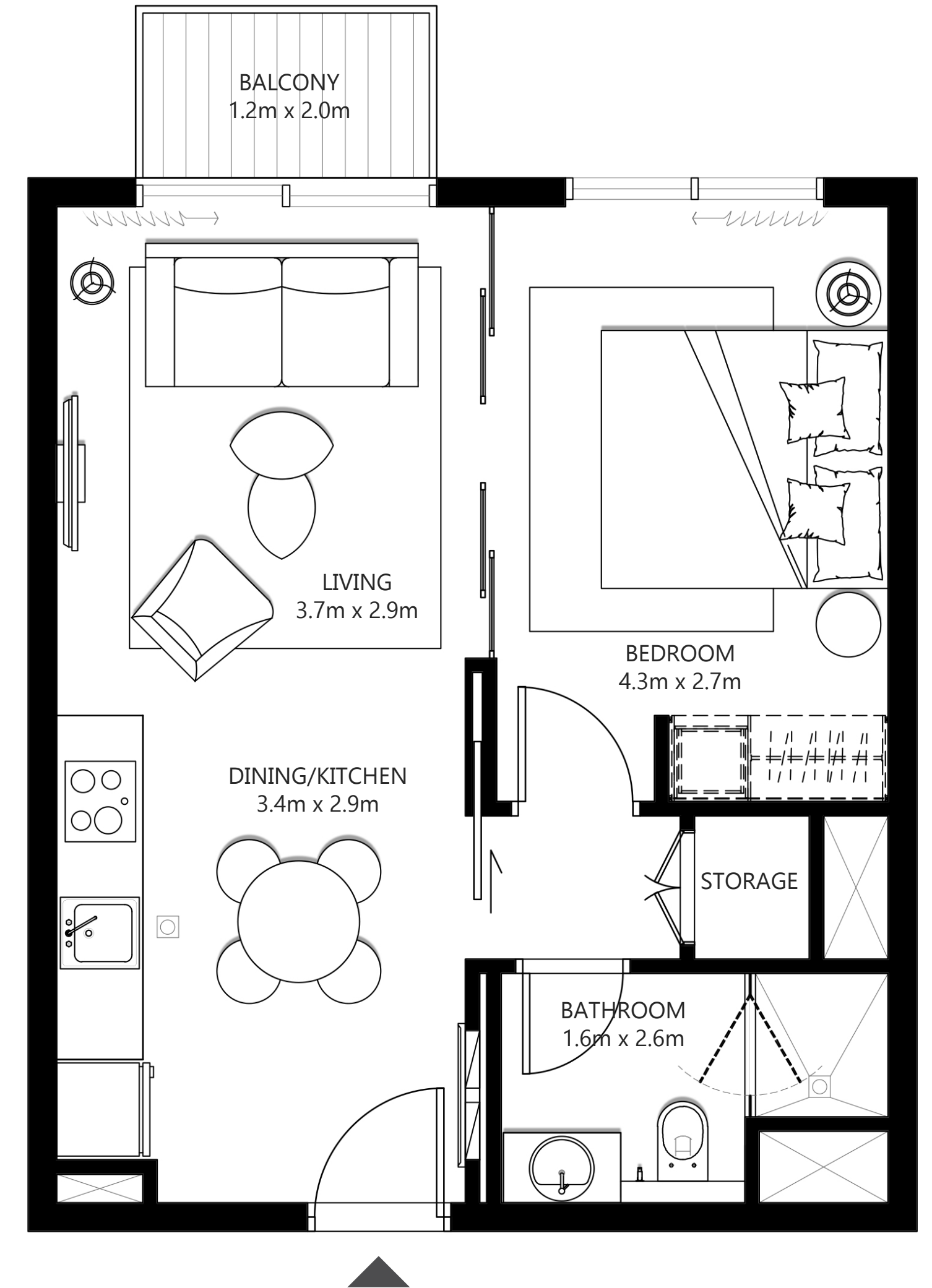
## UNIT 06 | LEVEL 02-10

SUITE AREA	458.97 SQ.FT.	42.64 SQ.M.
BALCONY AREA	26.05 SQ.FT.	2.42 SQ.M.
TOTAL AREA	485.02 SQ.FT.	45.06 SQ.M.

## UNIT 06 | LEVEL 11 & 12-16

SUITE AREA	458.65 SQ.FT.	42.61 SQ.M.
BALCONY AREA	26.37 SQ.FT.	2.45 SQ.M.
TOTAL AREA	485.02 SQ.FT.	45.06 SQ.M.

KEY PLAN - TOWER II



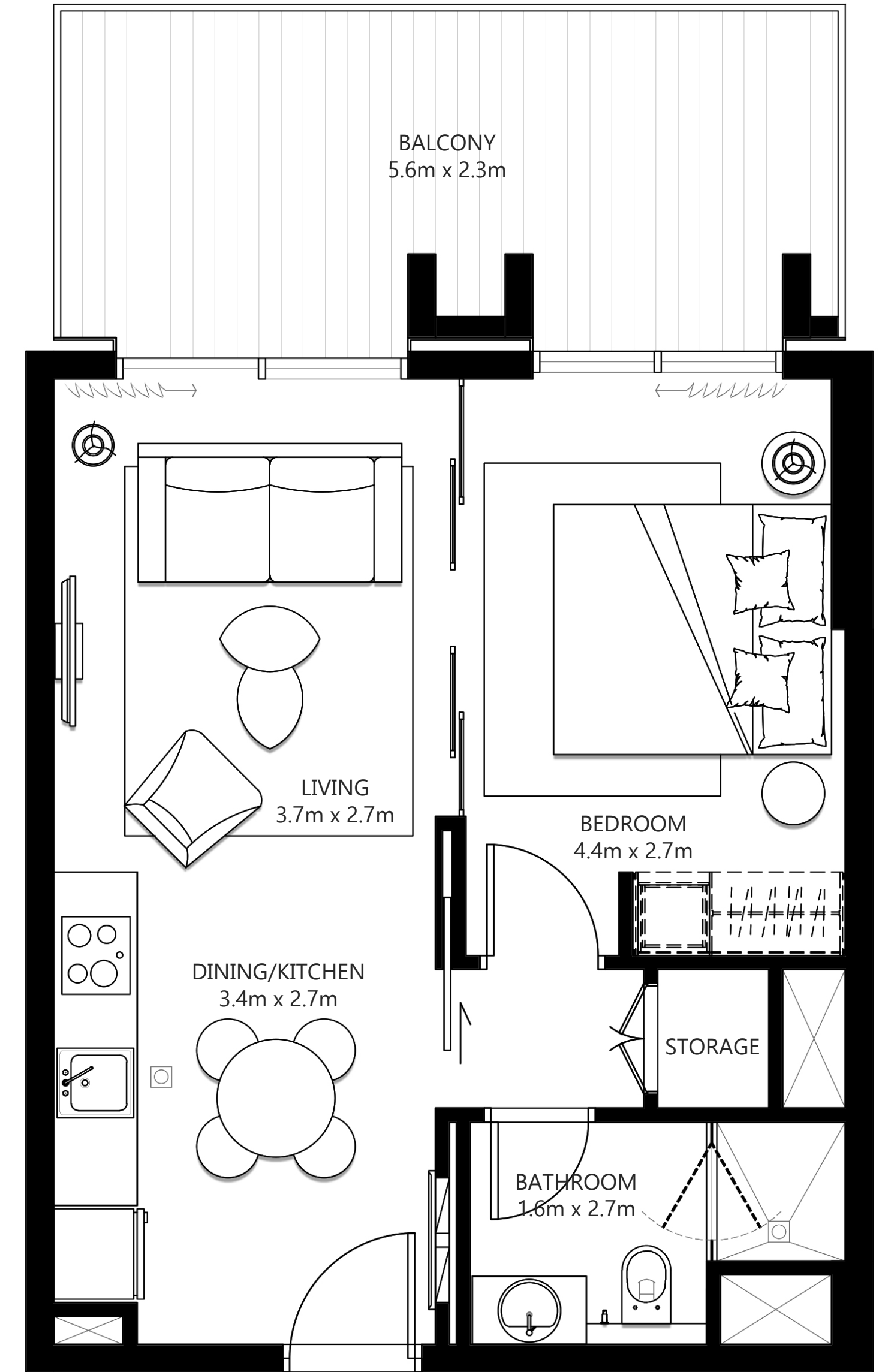
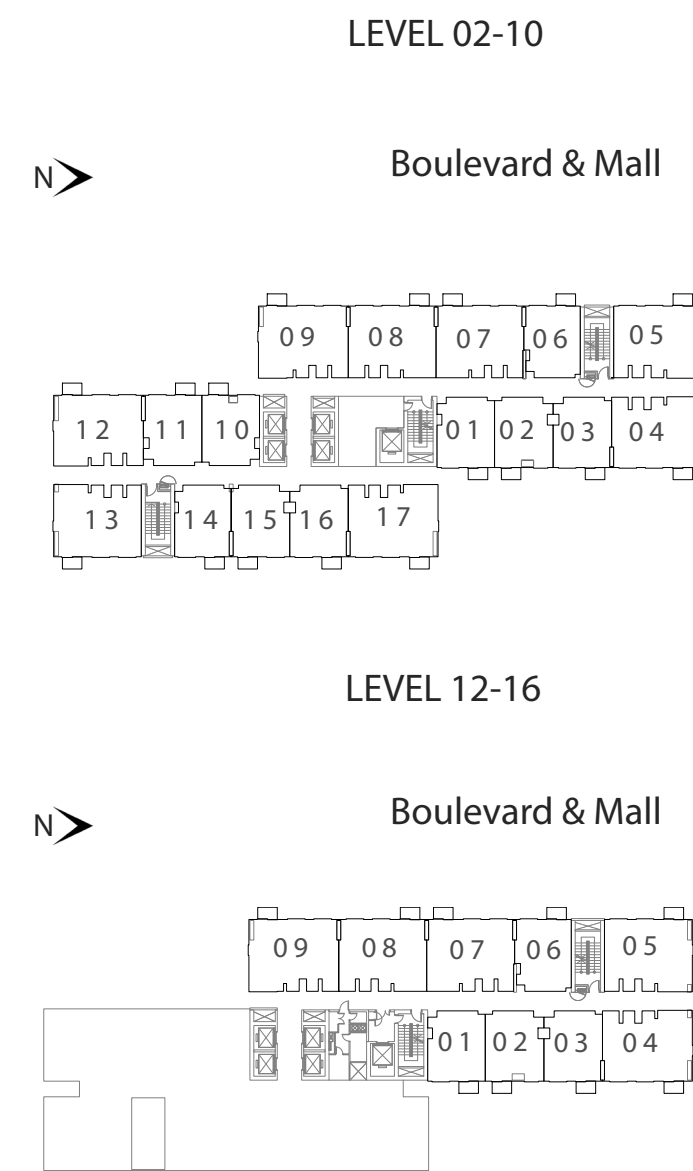
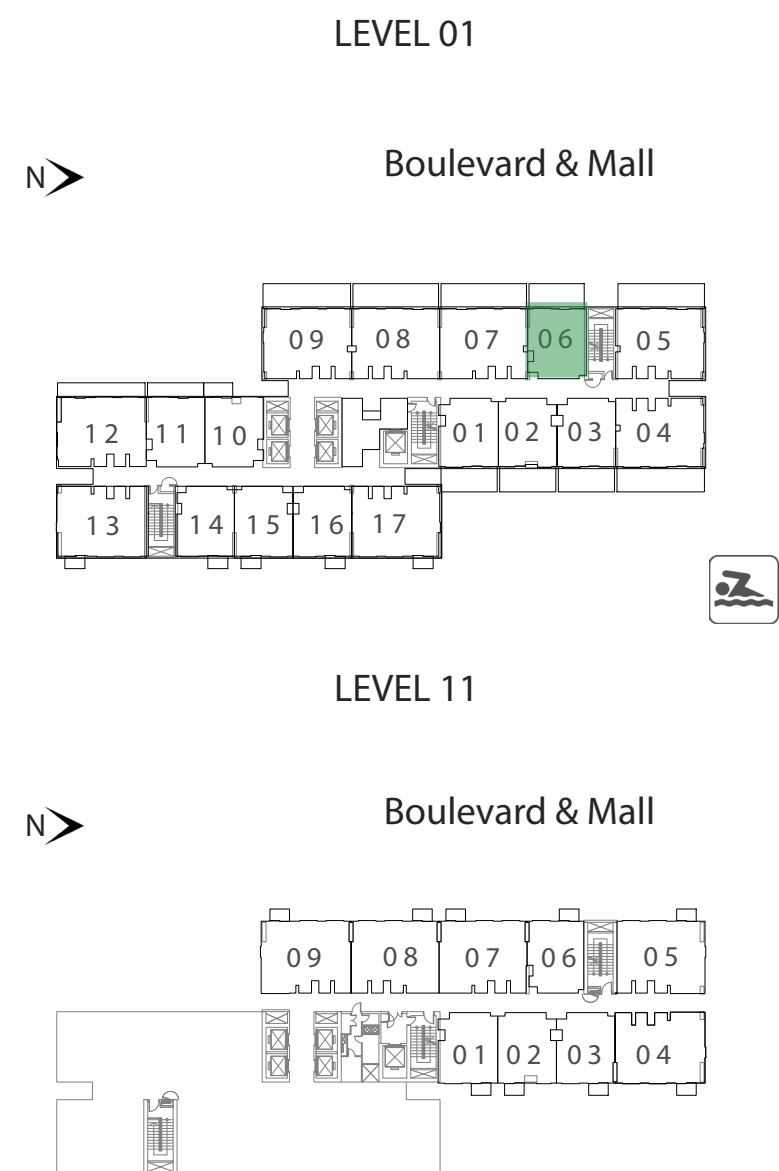
**FLOOR PLAN** 1. All dimensions are in imperial and metric, and measured from finish to finish excluding construction tolerances. 2. All materials, dimensions, and drawings are approximate only. 3. Information is subject to change without notice, at developer's absolute discretion. 4. Actual area may vary from the stated area. 5. Drawings not to scale. 6. All images used are for illustrative purposes only and do not represent the actual size, features, specifications, fittings, and furnishings. 7. The developer reserves the right to make revisions / alterations, at its absolute discretion, without any liability whatsoever.

# COLLECTIVE TOWER II 1 BEDROOM

UNIT 06 | LEVEL 01

SUITE AREA	458.65 SQ.FT.	42.61 SQ.M.
BALCONY AREA	142.62 SQ.FT.	13.25 SQ.M.
TOTAL AREA	601.27 SQ.FT.	55.86 SQ.M.

KEY PLAN - TOWER II



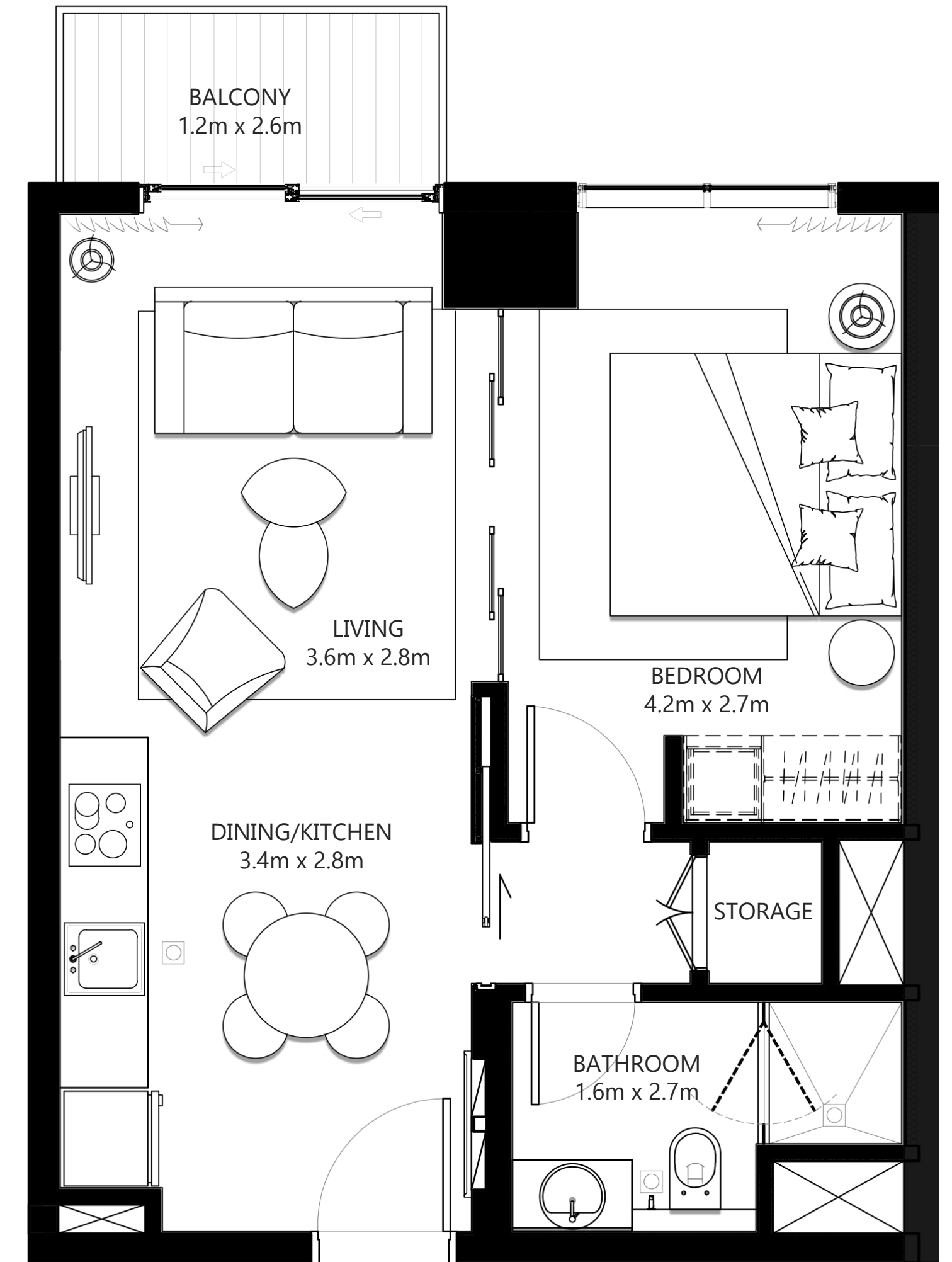
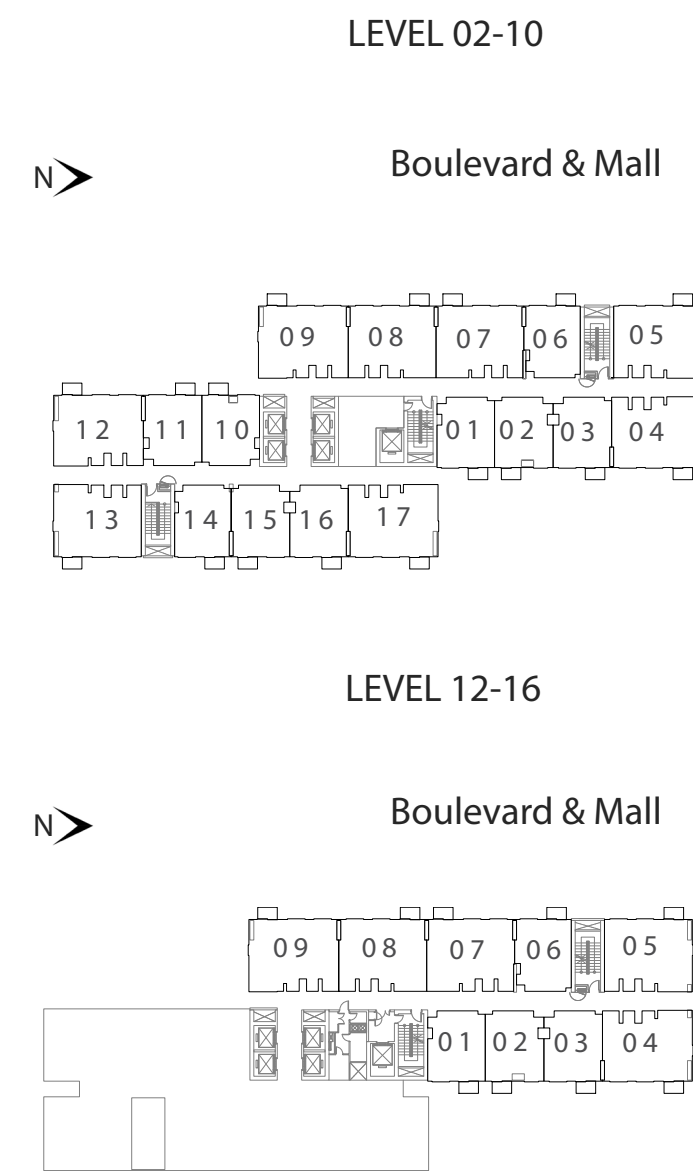
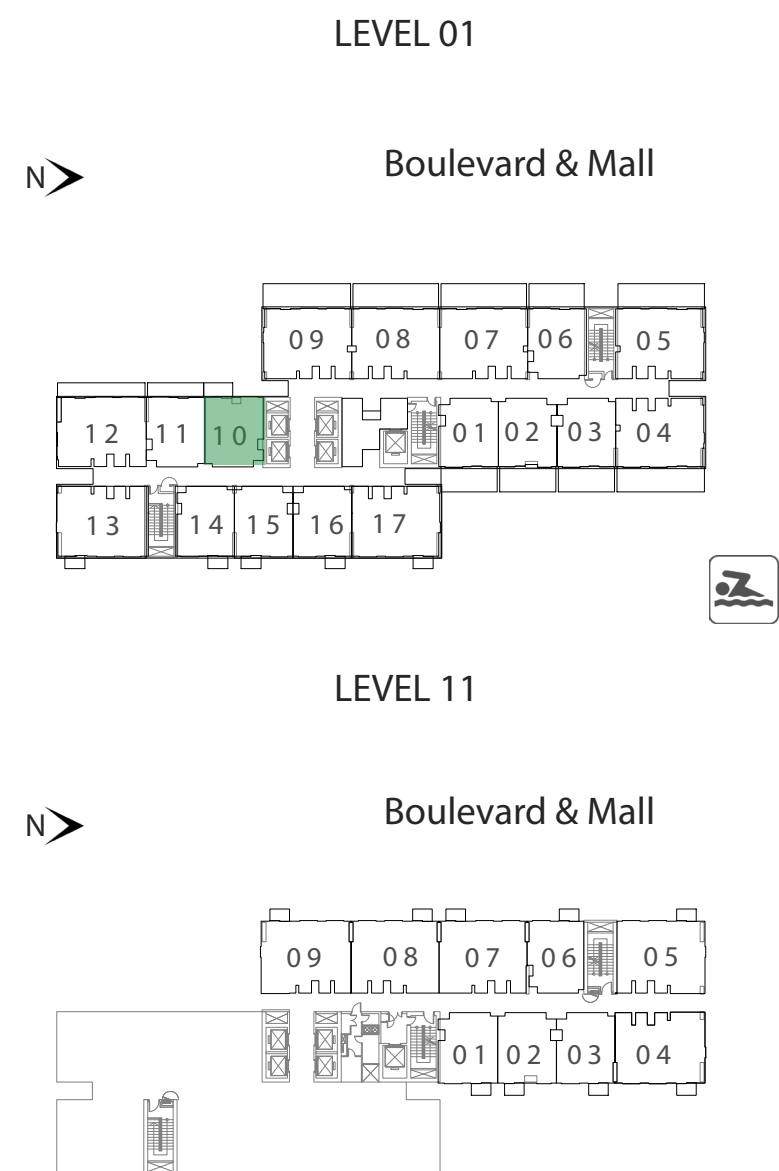
**FLOOR PLAN** 1. All dimensions are in imperial and metric, and measured from finish to finish excluding construction tolerances. 2. All materials, dimensions, and drawings are approximate only. 3. Information is subject to change without notice, at developer's absolute discretion. 4. Actual area may vary from the stated area. 5. Drawings not to scale. 6. All images used are for illustrative purposes only and do not represent the actual size, features, specifications, fittings, and furnishings. 7. The developer reserves the right to make revisions / alterations, at its absolute discretion, without any liability whatsoever.

# COLLECTIVE TOWER II 1 BEDROOM

## UNIT 10 | LEVEL 01

SUITE AREA	455.74 SQ.FT.	42.34 SQ.M.
BALCONY AREA	34.87 SQ.FT.	3.24 SQ.M.
TOTAL AREA	490.61 SQ.FT.	45.58 SQ.M.

KEY PLAN - TOWER II



**FLOOR PLAN** 1. All dimensions are in imperial and metric, and measured from finish to finish excluding construction tolerances. 2. All materials, dimensions, and drawings are approximate only. 3. Information is subject to change without notice, at developer's absolute discretion. 4. Actual area may vary from the stated area. 5. Drawings not to scale. 6. All images used are for illustrative purposes only and do not represent the actual size, features, specifications, fittings, and furnishings. 7. The developer reserves the right to make revisions / alterations, at its absolute discretion, without any liability whatsoever.

# COLLECTIVE TOWER II 1 BEDROOM

## UNIT 03 & 11 | LEVEL 02-10

SUITE AREA	449.93 SQ.FT.	41.80 SQ.M.
BALCONY AREA	26.05 SQ.FT.	2.42 SQ.M.
TOTAL AREA	475.98 SQ.FT.	44.22 SQ.M.

## UNIT 02 | LEVEL 02-10

SUITE AREA	449.72 SQ.FT.	41.78 SQ.M.
BALCONY AREA	26.05 SQ.FT.	2.42 SQ.M.
TOTAL AREA	475.77 SQ.FT.	44.20 SQ.M.

## UNIT 01 | LEVEL 11 & 12-16

SUITE AREA	455.42 SQ.FT.	42.31 SQ.M.
BALCONY AREA	26.37 SQ.FT.	2.45 SQ.M.
TOTAL AREA	481.79 SQ.FT.	44.76 SQ.M.

## UNIT 02 | LEVEL 11

SUITE AREA	449.29 SQ.FT.	41.74 SQ.M.
BALCONY AREA	26.37 SQ.FT.	2.45 SQ.M.
TOTAL AREA	475.66 SQ.FT.	44.19 SQ.M.

## UNIT 03 | LEVEL 11 & 12-16

SUITE AREA	449.61 SQ.FT.	41.77 SQ.M.
BALCONY AREA	26.37 SQ.FT.	2.45 SQ.M.
TOTAL AREA	475.98 SQ.FT.	44.22 SQ.M.

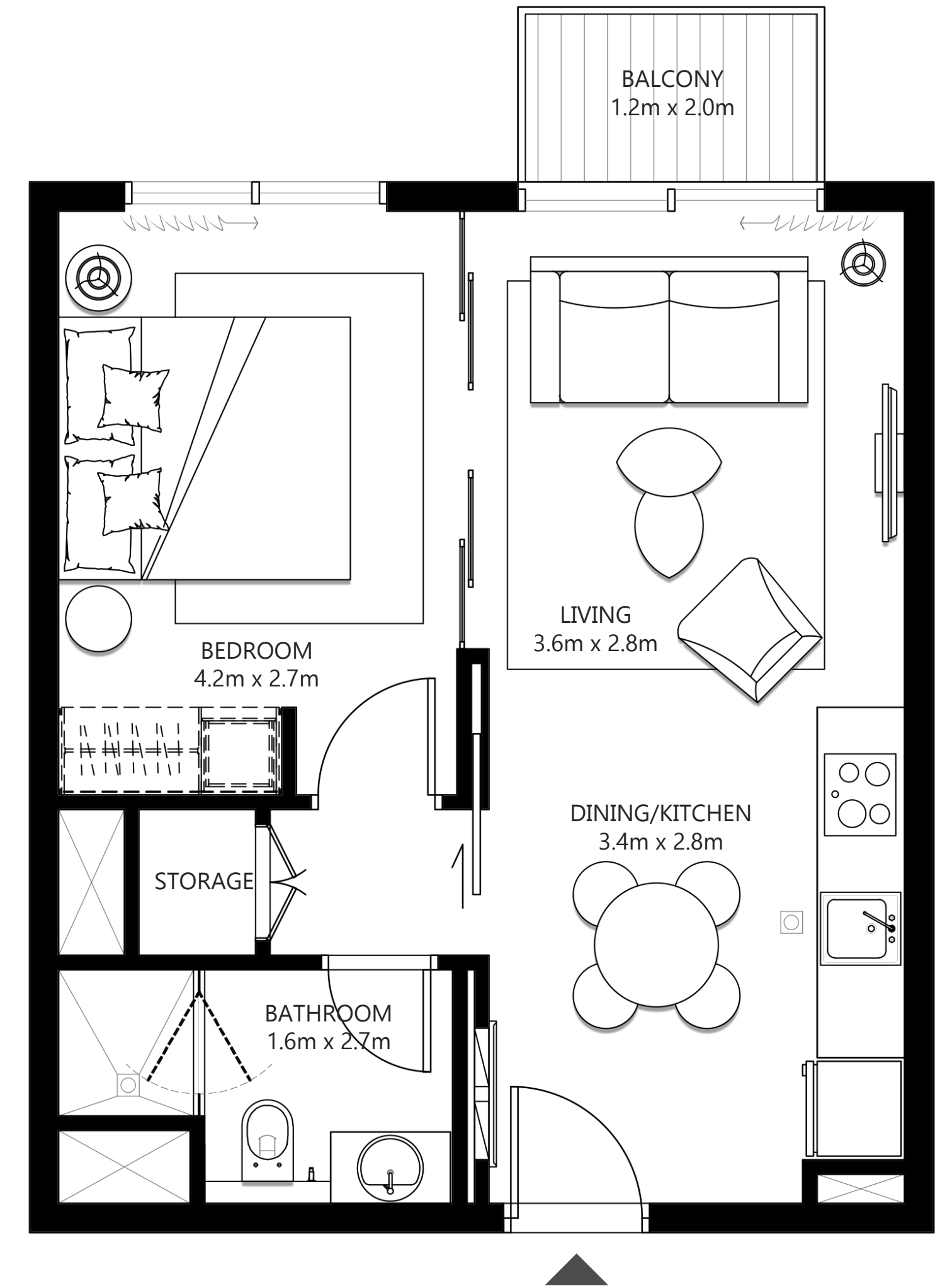
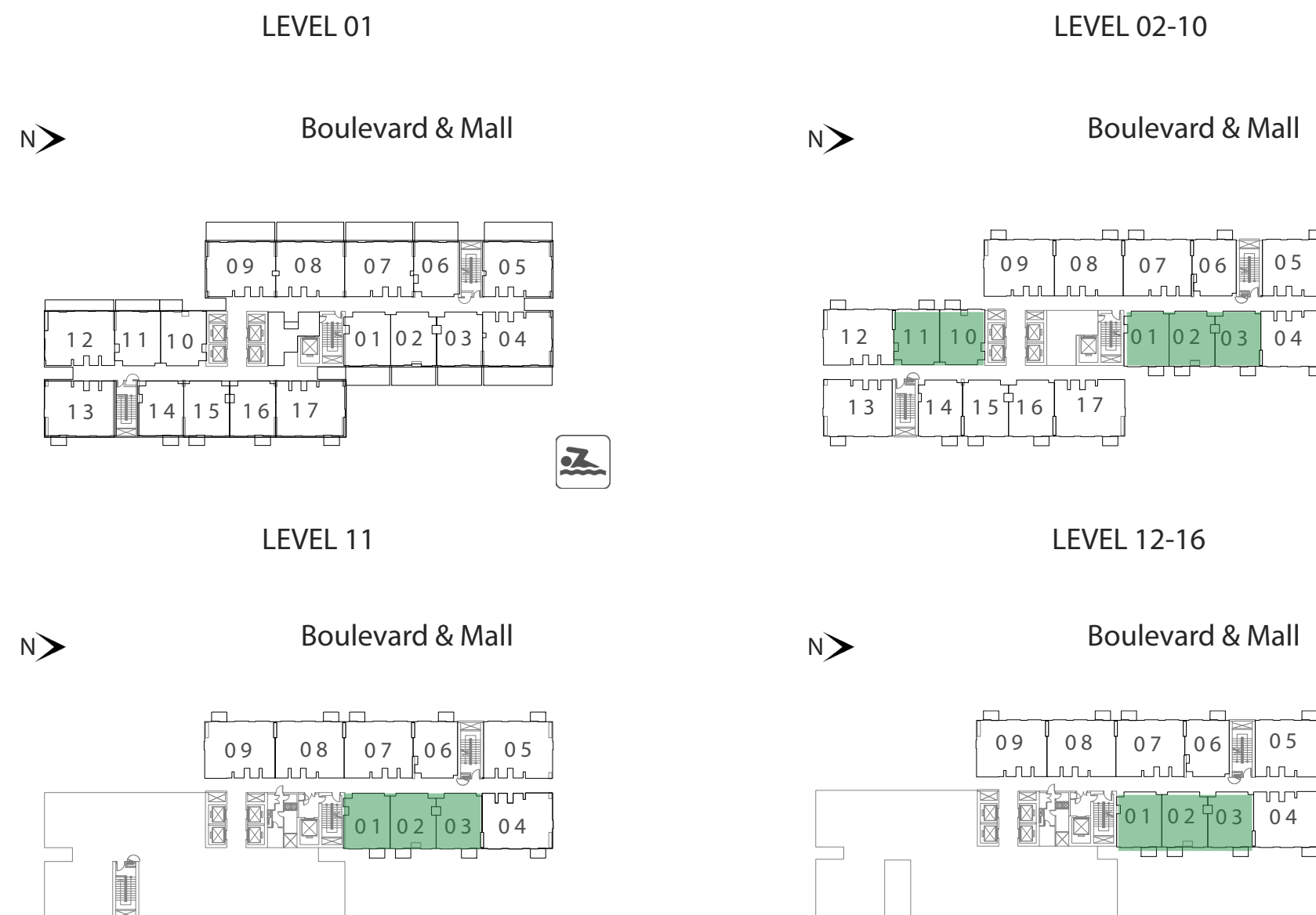
## UNIT 02 | LEVEL 12-16

SUITE AREA	449.39 SQ.FT.	41.75 SQ.M.
BALCONY AREA	26.37 SQ.FT.	2.45 SQ.M.
TOTAL AREA	475.76 SQ.FT.	44.20 SQ.M.

## UNIT 01 & 10 | LEVEL 02-10

SUITE AREA	455.74 SQ.FT.	42.34 SQ.M.
BALCONY AREA	26.05 SQ.FT.	2.42 SQ.M.
TOTAL AREA	481.79 SQ.FT.	44.76 SQ.M.

### KEY PLAN - TOWER II



**FLOOR PLAN** 1. All dimensions are in imperial and metric, and measured from finish to finish excluding construction tolerances. 2. All materials, dimensions, and drawings are approximate only. 3. Information is subject to change without notice, at developer's absolute discretion. 4. Actual area may vary from the stated area. 5. Drawings not to scale. 6. All images used are for illustrative purposes only and do not represent the actual size, features, specifications, fittings, and furnishings. 7. The developer reserves the right to make revisions / alterations, at its absolute discretion, without any liability whatsoever.

# COLLECTIVE TOWER II 1 BEDROOM

## UNIT 01 | LEVEL 01

SUITE AREA	455.42 SQ.FT.	42.31 SQ.M.
BALCONY AREA	140.04 SQ.FT.	13.01 SQ.M.
TOTAL AREA	595.46 SQ.FT.	55.32 SQ.M.

## UNIT 02 | LEVEL 01

SUITE AREA	449.29 SQ.FT.	41.74 SQ.M.
BALCONY AREA	145.42 SQ.FT.	13.51 SQ.M.
TOTAL AREA	594.71 SQ.FT.	55.25 SQ.M.

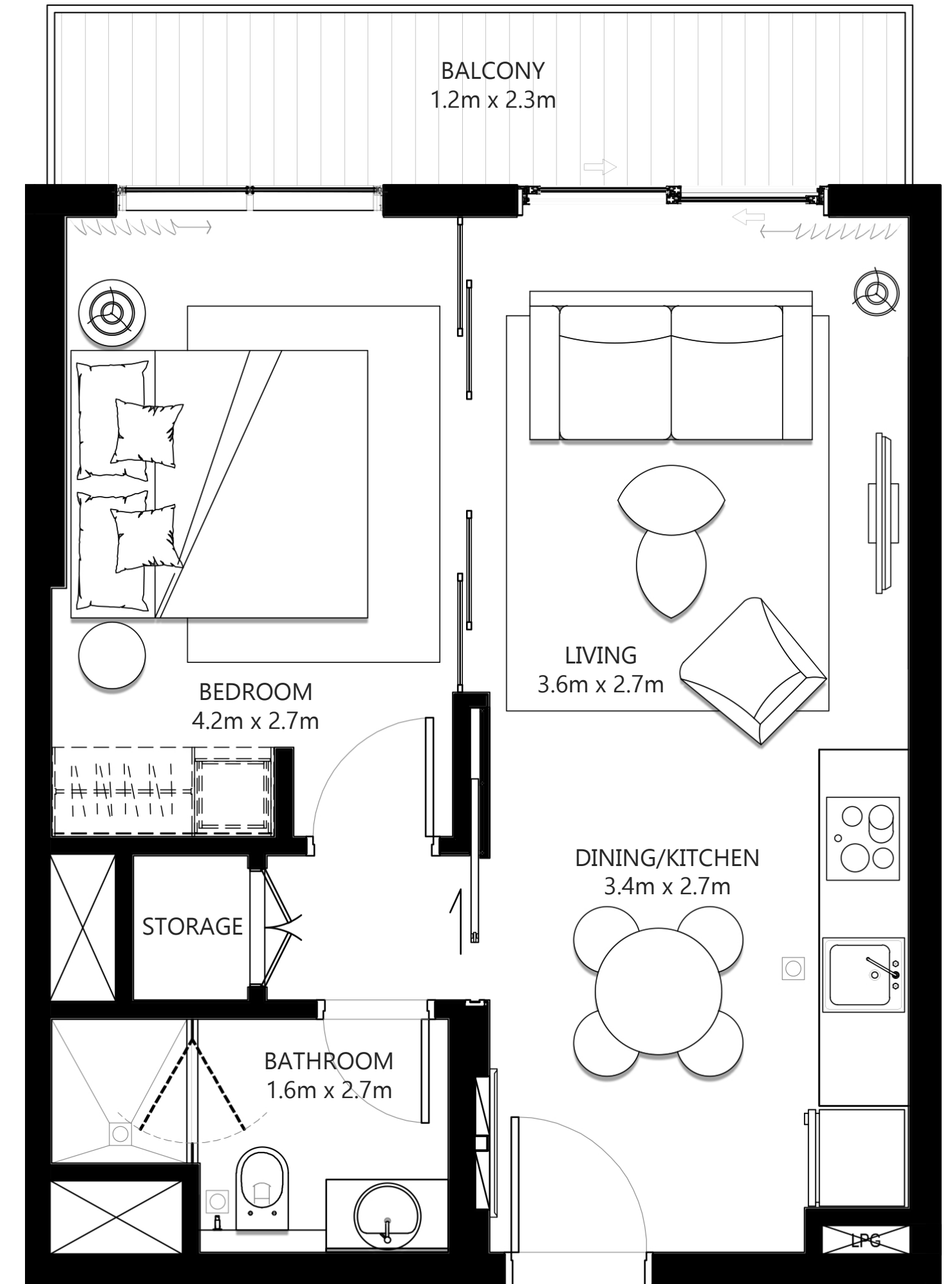
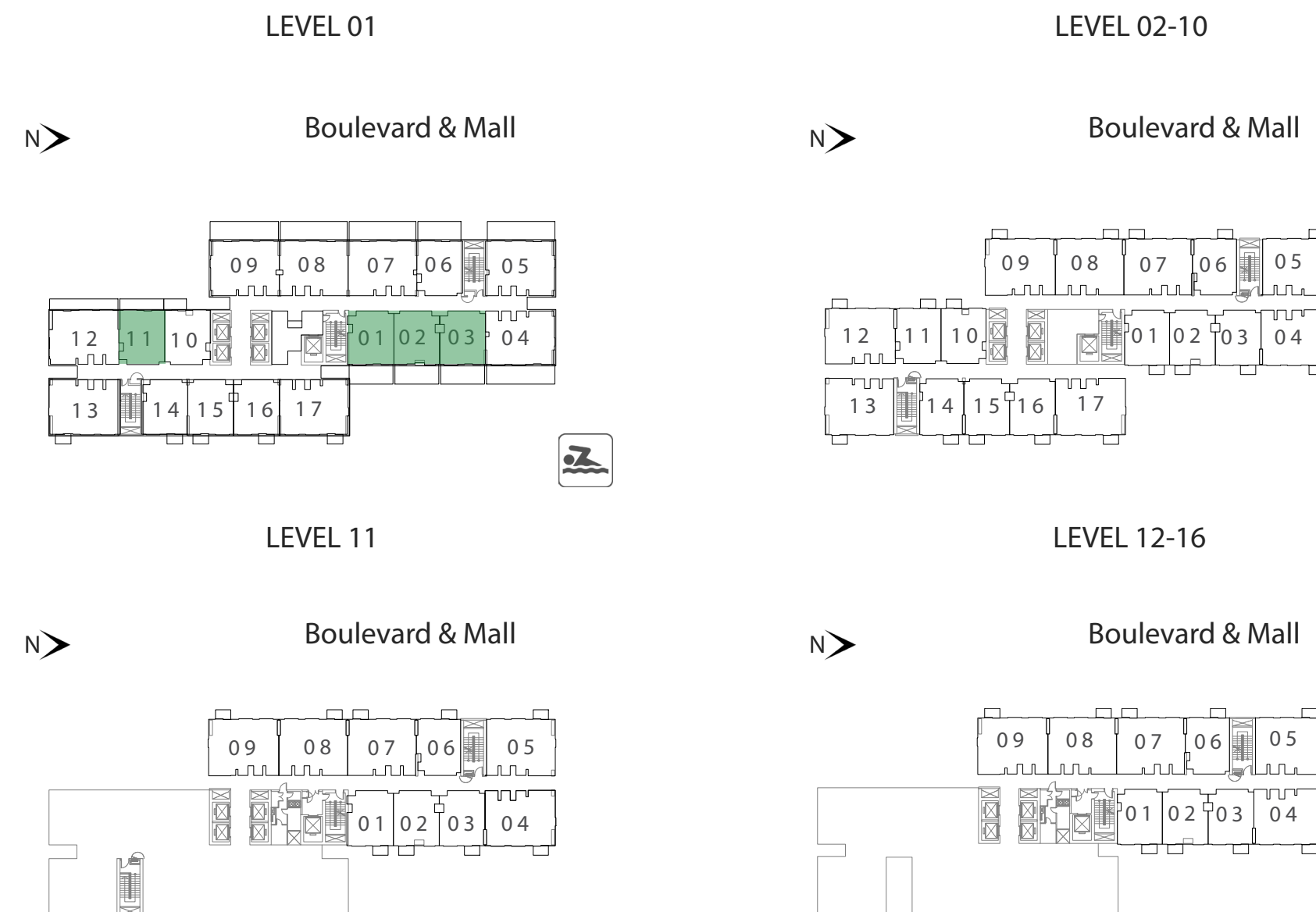
## UNIT 03 | LEVEL 01

SUITE AREA	449.61 SQ.FT.	41.77 SQ.M.
BALCONY AREA	145.10 SQ.FT.	13.48 SQ.M.
TOTAL AREA	594.71 SQ.FT.	55.25 SQ.M.

## UNIT 11 | LEVEL 01

SUITE AREA	449.93 SQ.FT.	41.80 SQ.M.
BALCONY AREA	76.74 SQ.FT.	7.13 SQ.M.
TOTAL AREA	526.67 SQ.FT.	48.93 SQ.M.

### KEY PLAN - TOWER II



**FLOOR PLAN** 1. All dimensions are in imperial and metric, and measured from finish to finish excluding construction tolerances. 2. All materials, dimensions, and drawings are approximate only. 3. Information is subject to change without notice, at developer's absolute discretion. 4. Actual area may vary from the stated area. 5. Drawings not to scale. 6. All images used are for illustrative purposes only and do not represent the actual size, features, specifications, fittings, and furnishings. 7. The developer reserves the right to make revisions / alterations, at its absolute discretion, without any liability whatsoever.

# COLLECTIVE TOWER II 2 BEDROOM

## UNIT 07 | LEVEL 02-10

SUITE AREA	698.79 SQ.FT.	64.92 SQ.M.
BALCONY AREA	26.05 SQ.FT.	2.42 SQ.M.
TOTAL AREA	724.84 SQ.FT.	67.34 SQ.M.

## UNIT 08 | LEVEL 02-10

SUITE AREA	697.29 SQ.FT.	64.78 SQ.M.
BALCONY AREA	26.05 SQ.FT.	2.42 SQ.M.
TOTAL AREA	723.34 SQ.FT.	67.20 SQ.M.

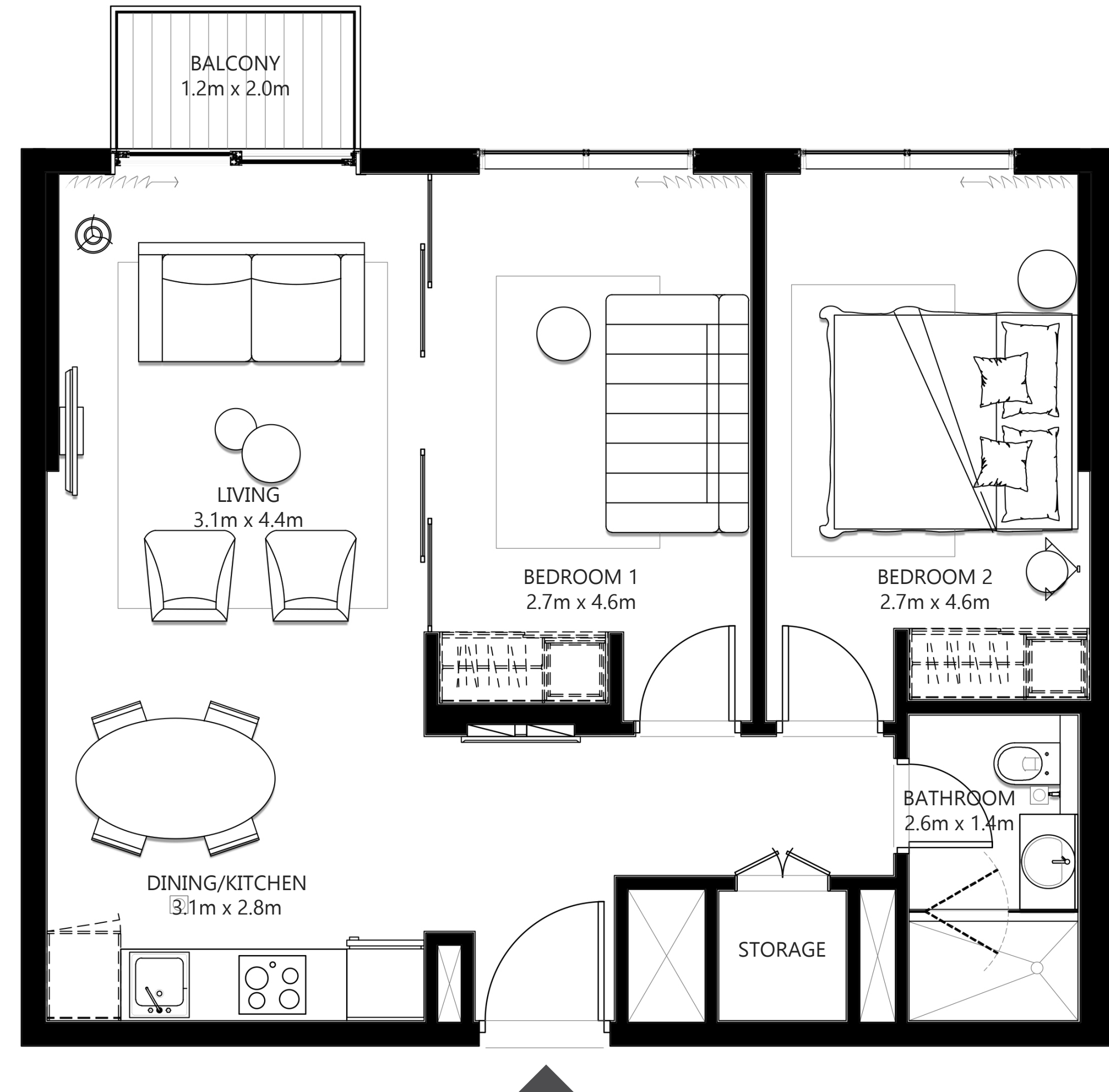

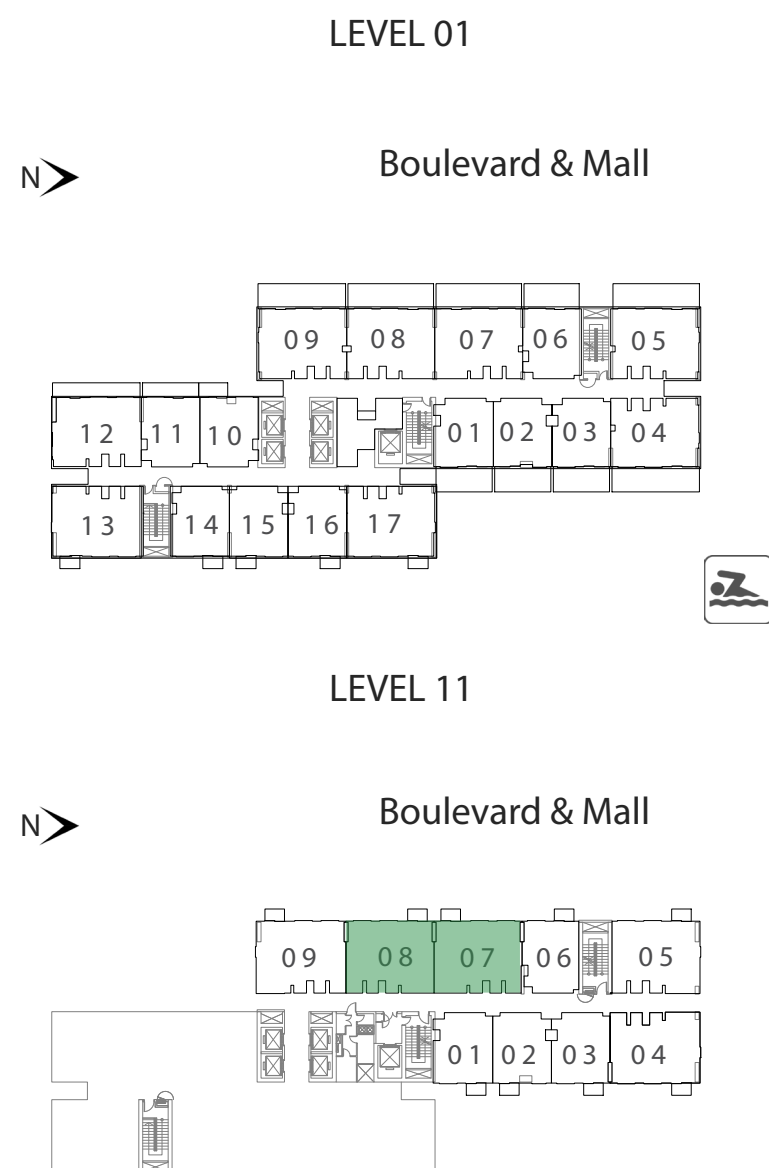
## UNIT 07 | LEVEL 11 & 12-16

SUITE AREA	698.47 SQ.FT.	64.89 SQ.M.
BALCONY AREA	26.37 SQ.FT.	2.45 SQ.M.
TOTAL AREA	724.84 SQ.FT.	67.34 SQ.M.

## UNIT 08 | LEVEL 11 & 12-16

SUITE AREA	696.96 SQ.FT.	64.75 SQ.M.
BALCONY AREA	26.37 SQ.FT.	2.45 SQ.M.
TOTAL AREA	723.33 SQ.FT.	67.20 SQ.M.

### KEY PLAN - TOWER II



**FLOOR PLAN** 1. All dimensions are in imperial and metric, and measured from finish to finish excluding construction tolerances. 2. All materials, dimensions, and drawings are approximate only. 3. Information is subject to change without notice, at developer's absolute discretion. 4. Actual area may vary from the stated area. 5. Drawings not to scale. 6. All images used are for illustrative purposes only and do not represent the actual size, features, specifications, fittings, and furnishings. 7. The developer reserves the right to make revisions / alterations, at its absolute discretion, without any liability whatsoever.



# COLLECTIVE TOWER II 2 BEDROOM

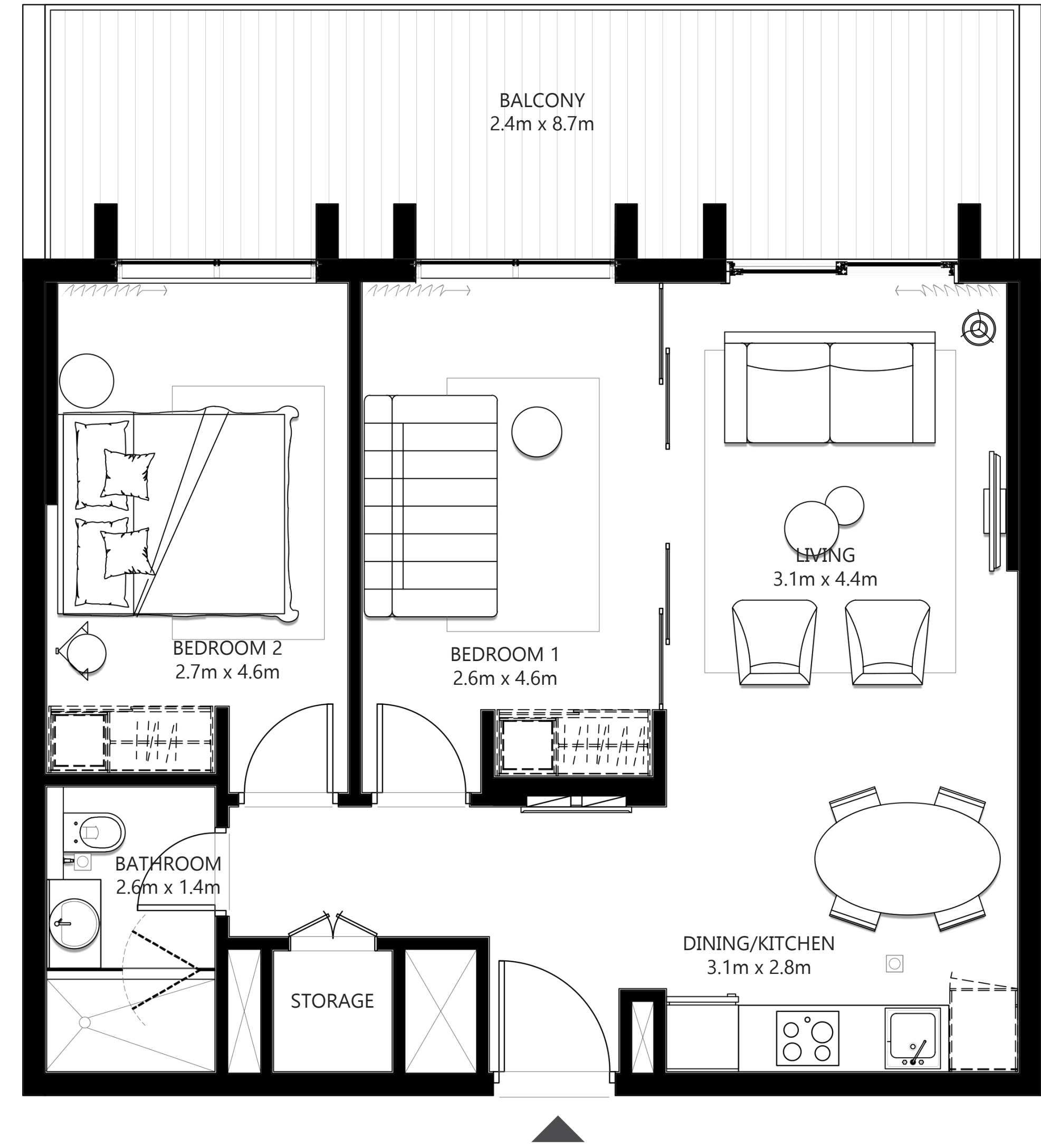
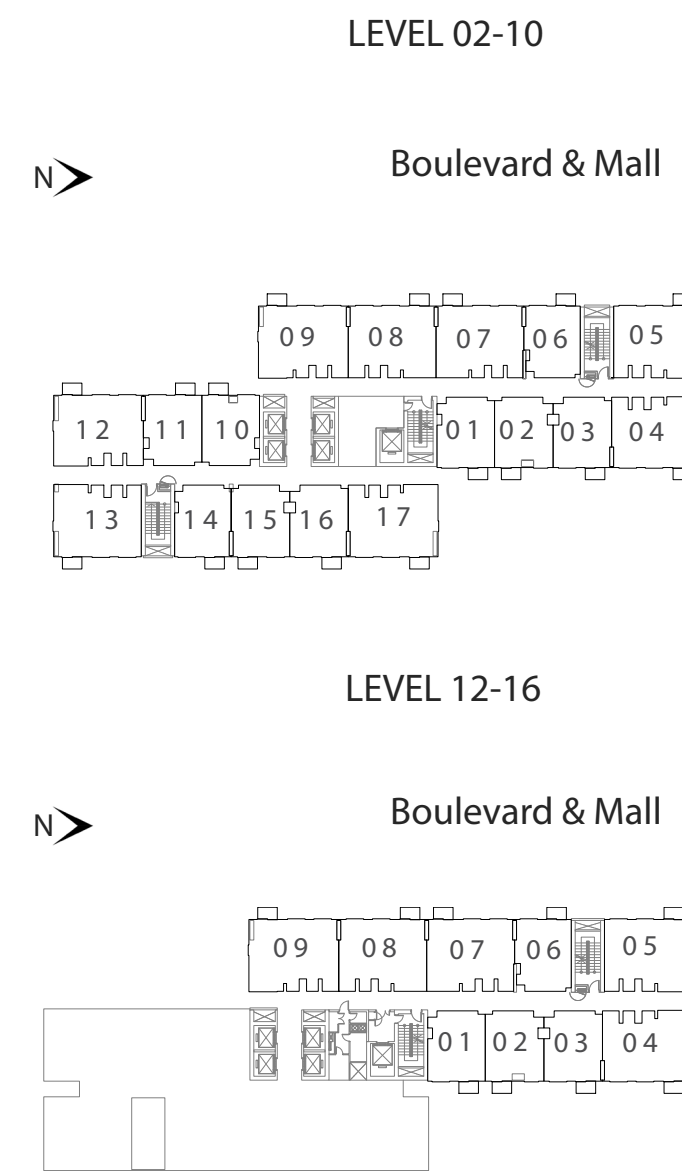
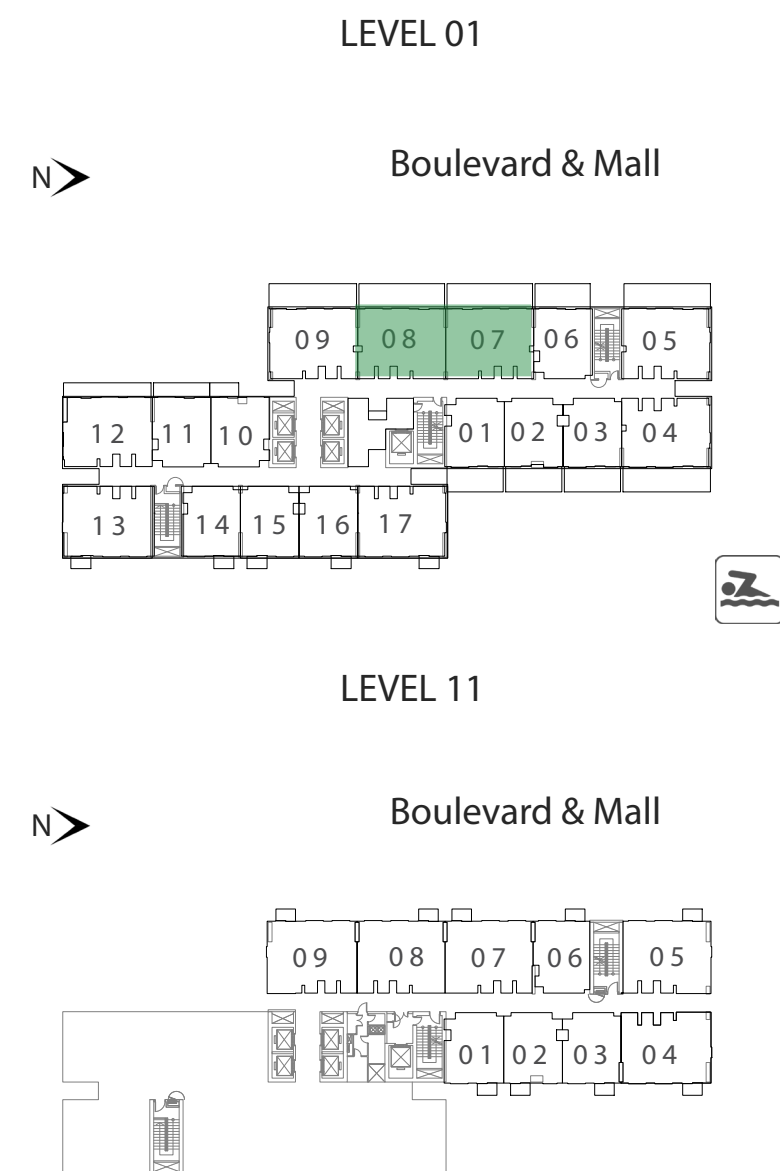
## UNIT 07 | LEVEL 01

SUITE AREA	698.47 SQ.FT.	64.89 SQ.M.
BALCONY AREA	220.44 SQ.FT.	20.48 SQ.M.
TOTAL AREA	918.91 SQ.FT.	85.37 SQ.M.

## UNIT 08 | LEVEL 01

SUITE AREA	696.96 SQ.FT.	64.75 SQ.M.
BALCONY AREA	220.44 SQ.FT.	20.48 SQ.M.
TOTAL AREA	917.40 SQ.FT.	85.23 SQ.M.

### KEY PLAN - TOWER II



**FLOOR PLAN** 1. All dimensions are in imperial and metric, and measured from finish to finish excluding construction tolerances. 2. All materials, dimensions, and drawings are approximate only. 3. Information is subject to change without notice, at developer's absolute discretion. 4. Actual area may vary from the stated area. 5. Drawings not to scale. 6. All images used are for illustrative purposes only and do not represent the actual size, features, specifications, fittings, and furnishings. 7. The developer reserves the right to make revisions / alterations, at its absolute discretion, without any liability whatsoever.

# COLLECTIVE TOWER II 2 BEDROOM

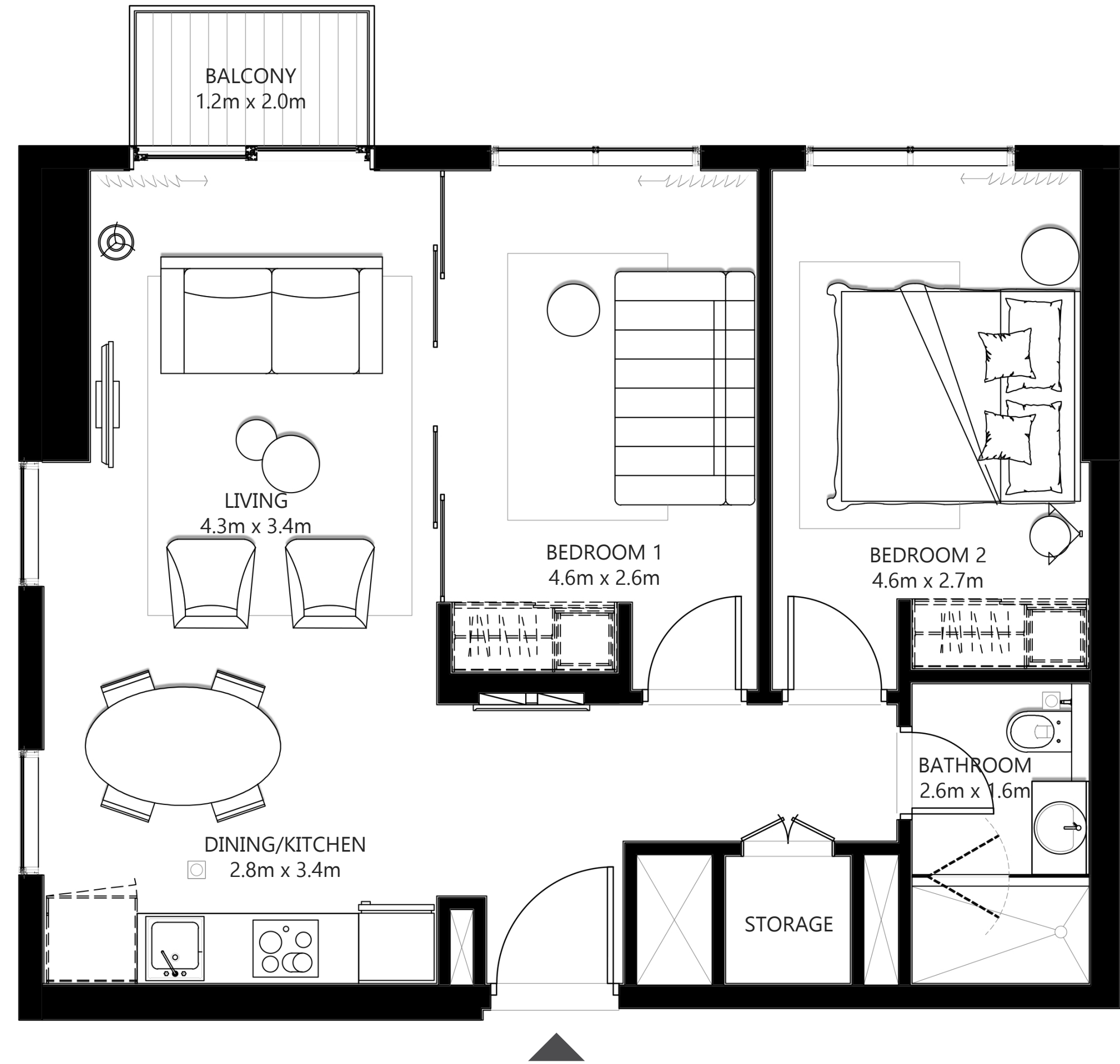
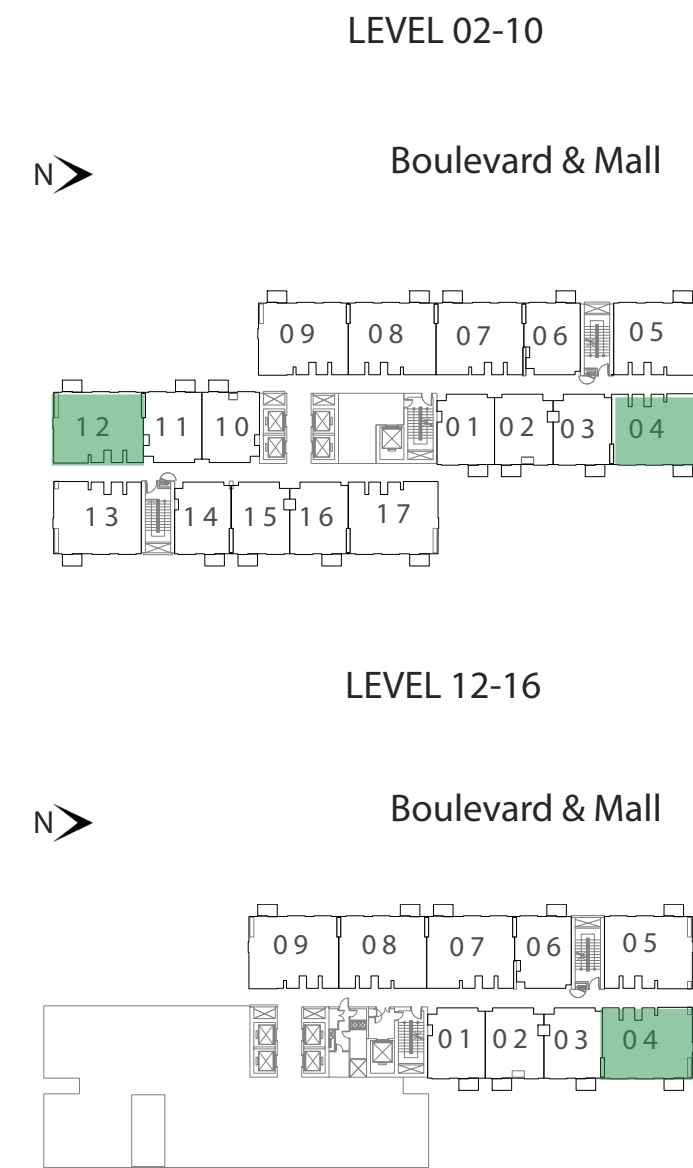
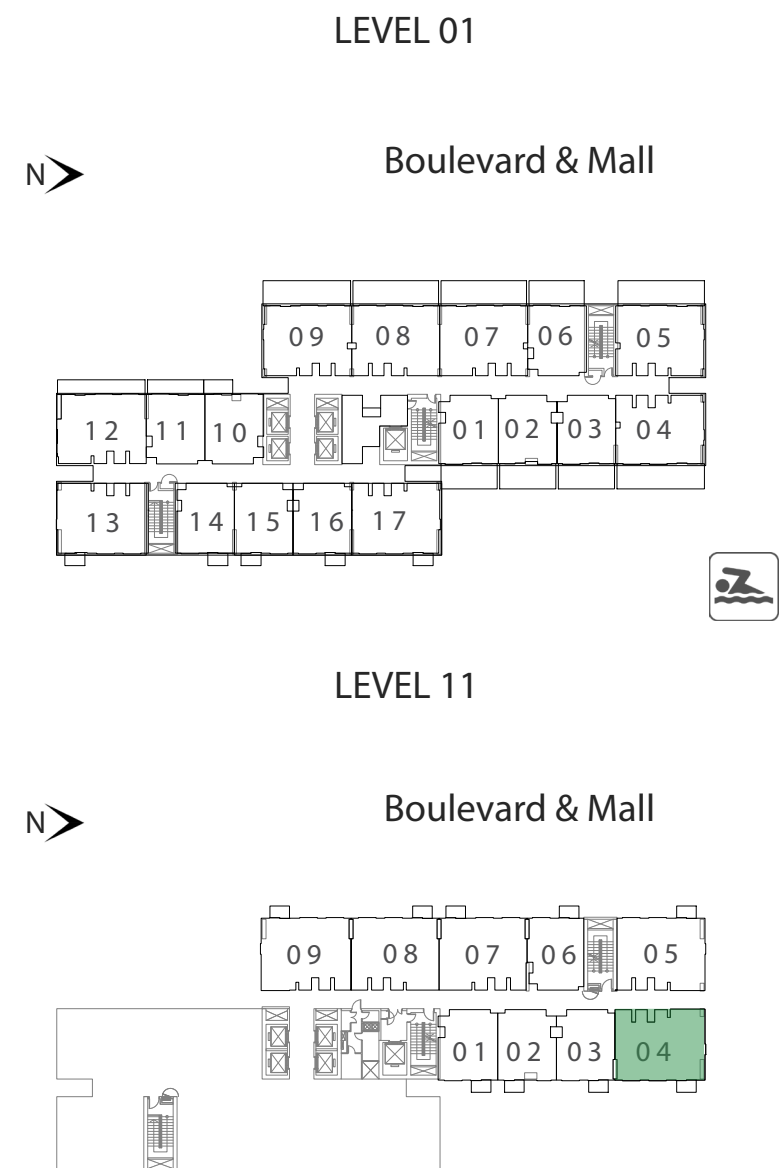
## UNIT 04 & 12 | LEVEL 02-10

SUITE AREA	700.95 SQ.FT.	65.12 SQ.M.
BALCONY AREA	26.05 SQ.FT.	2.42 SQ.M.
TOTAL AREA	727.00 SQ.FT.	67.54 SQ.M.

## UNIT 04 | LEVEL 11 & 12-16

SUITE AREA	700.62 SQ.FT.	65.09 SQ.M.
BALCONY AREA	26.37 SQ.FT.	2.45 SQ.M.
TOTAL AREA	726.99 SQ.FT.	67.54 SQ.M.

### KEY PLAN - TOWER II



**FLOOR PLAN** 1. All dimensions are in imperial and metric, and measured from finish to finish excluding construction tolerances. 2. All materials, dimensions, and drawings are approximate only. 3. Information is subject to change without notice, at developer's absolute discretion. 4. Actual area may vary from the stated area. 5. Drawings not to scale. 6. All images used are for illustrative purposes only and do not represent the actual size, features, specifications, fittings, and furnishings. 7. The developer reserves the right to make revisions / alterations, at its absolute discretion, without any liability whatsoever.

# COLLECTIVE TOWER II 2 BEDROOM

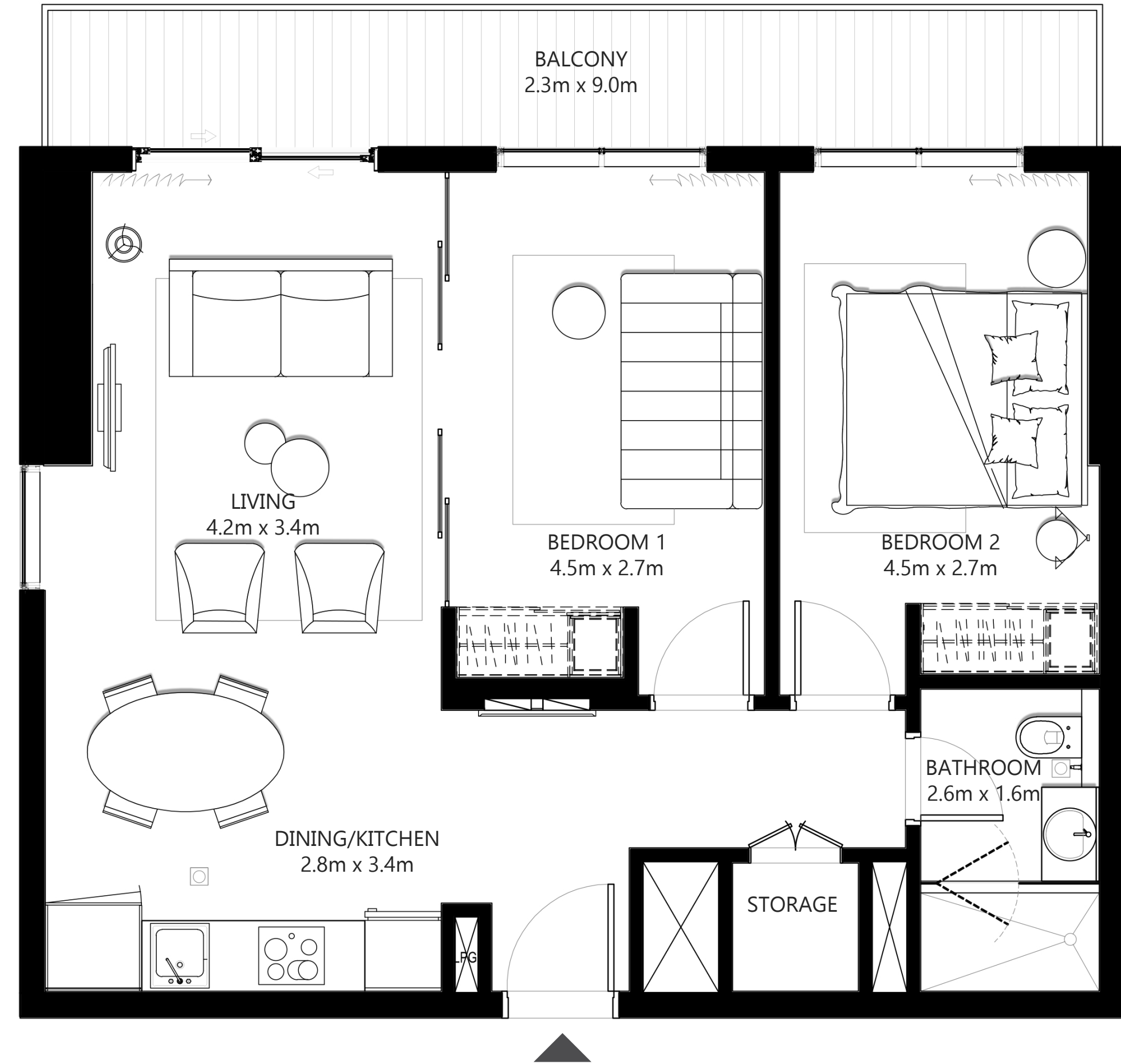
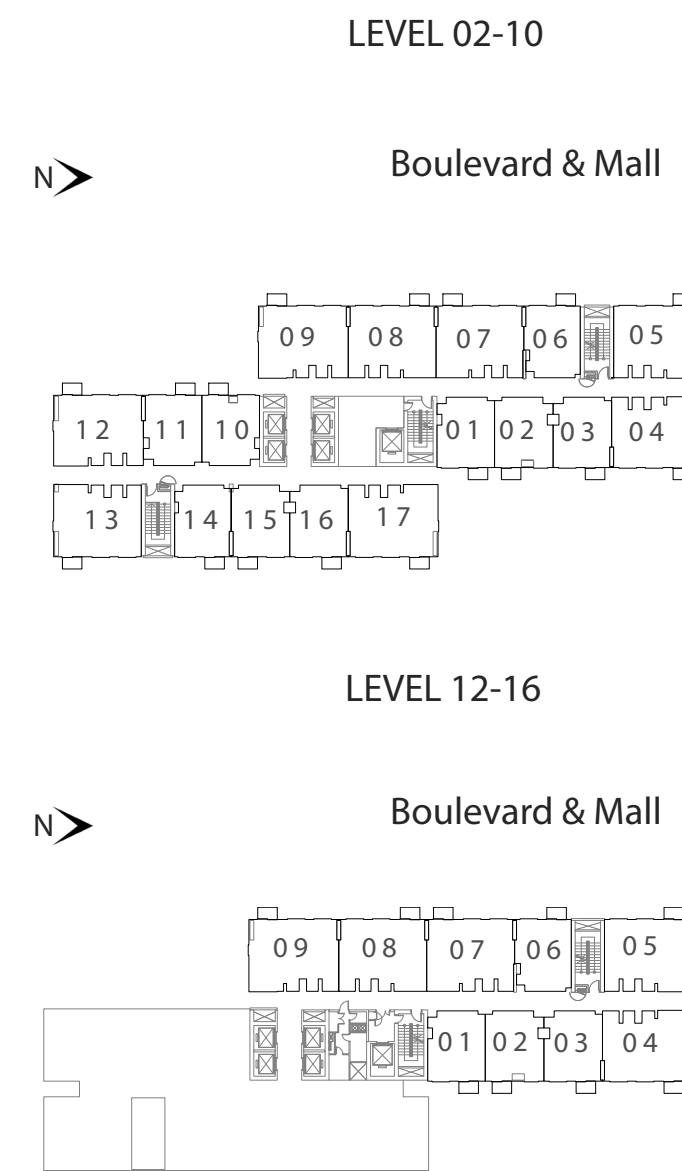
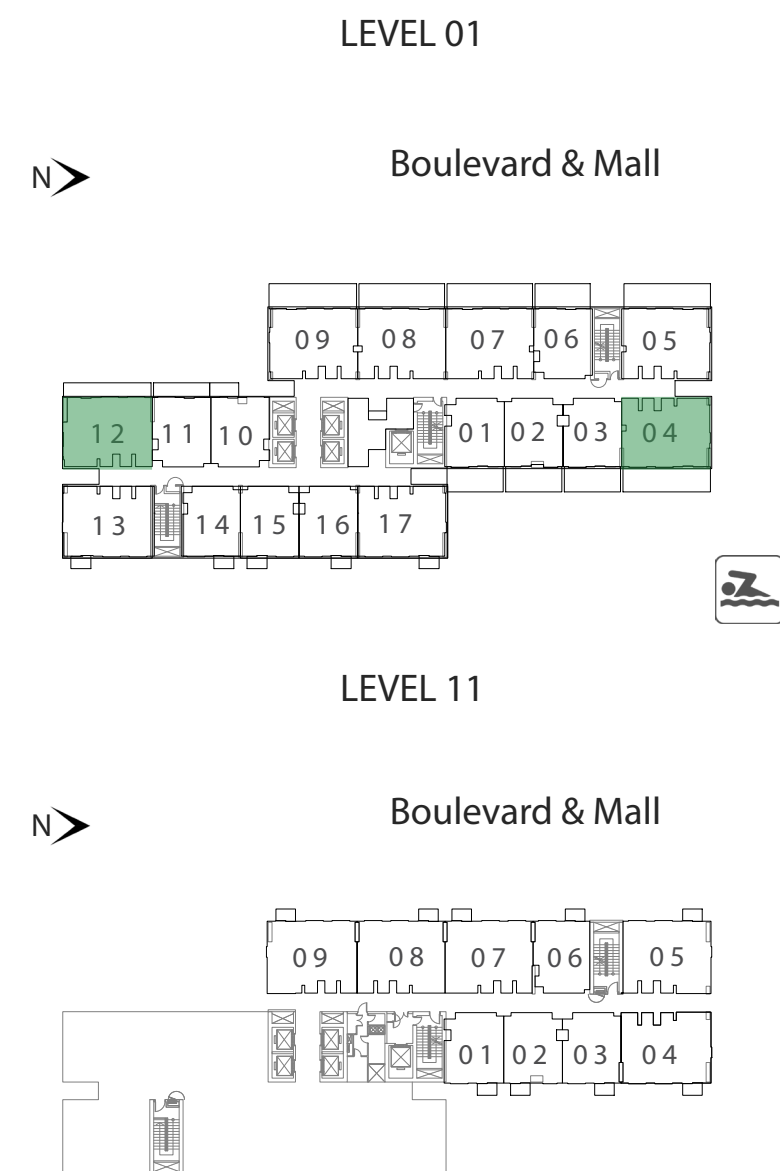
## UNIT 04 | LEVEL 01

SUITE AREA	700.62SQ.FT.	65.09 SQ.M.
BALCONY AREA	225.61 SQ.FT.	20.96 SQ.M.
TOTAL AREA	926.23 SQ.FT.	86.05 SQ.M.

## UNIT 12 | LEVEL 01

SUITE AREA	700.94 SQ.FT.	65.12 SQ.M.
BALCONY AREA	119.26 SQ.FT.	11.08 SQ.M.
TOTAL AREA	820.21 SQ.FT.	76.20 SQ.M.

### KEY PLAN - TOWER II



**FLOOR PLAN** 1. All dimensions are in imperial and metric, and measured from finish to finish excluding construction tolerances. 2. All materials, dimensions, and drawings are approximate only. 3. Information is subject to change without notice, at developer's absolute discretion. 4. Actual area may vary from the stated area. 5. Drawings not to scale. 6. All images used are for illustrative purposes only and do not represent the actual size, features, specifications, fittings, and furnishings. 7. The developer reserves the right to make revisions / alterations, at its absolute discretion, without any liability whatsoever.

# COLLECTIVE TOWER II 2 BEDROOM

## UNIT 17 | LEVEL 01, UNIT 05 | LEVEL 11 & 12-16

SUITE AREA	715.48 SQ.FT.	66.47 SQ.M.
BALCONY AREA	26.37 SQ.FT.	2.45 SQ.M.
TOTAL AREA	741.85 SQ.FT.	68.92 SQ.M.

## UNIT 13 | LEVEL 01 UNIT 05, 13 & 17 | LEVEL 02-10

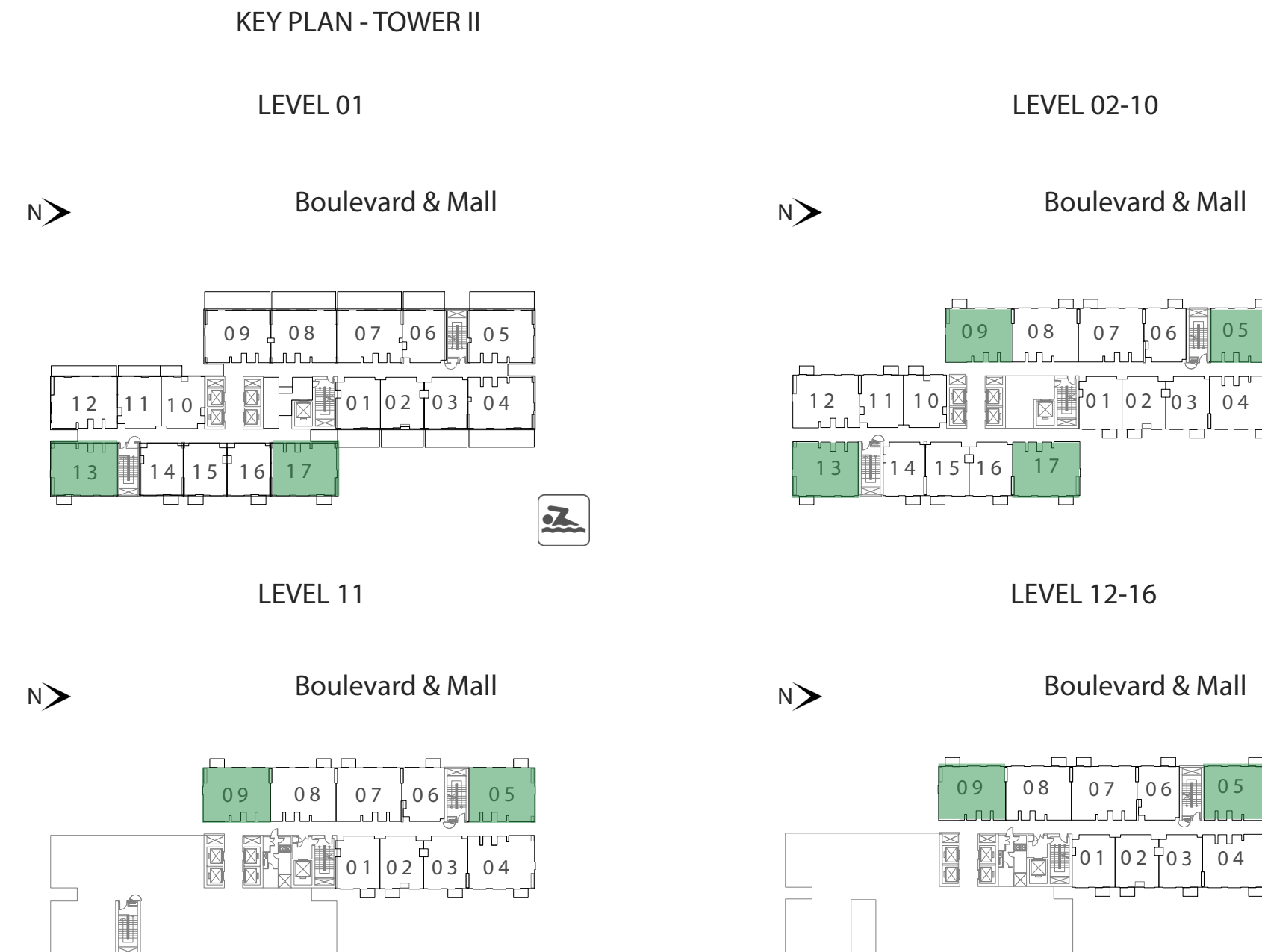
SUITE AREA	715.80 SQ.FT.	66.50 SQ.M.
BALCONY AREA	26.05 SQ.FT.	2.42 SQ.M.
TOTAL AREA	741.85 SQ.FT.	68.92 SQ.M.

## UNIT 09 | LEVEL 11 & 12-16

SUITE AREA	715.15 SQ.FT.	66.44 SQ.M.
BALCONY AREA	26.37 SQ.FT.	2.45 SQ.M.
TOTAL AREA	741.52 SQ.FT.	68.89 SQ.M.

## UNIT 09 | LEVEL 02-10

SUITE AREA	715.48 SQ.FT.	66.47 SQ.M.
BALCONY AREA	26.05 SQ.FT.	2.42 SQ.M.
TOTAL AREA	741.53 SQ.FT.	68.89 SQ.M.



**FLOOR PLAN** 1. All dimensions are in imperial and metric, and measured from finish to finish excluding construction tolerances. 2. All materials, dimensions, and drawings are approximate only. 3. Information is subject to change without notice, at developer's absolute discretion. 4. Actual area may vary from the stated area. 5. Drawings not to scale. 6. All images used are for illustrative purposes only and do not represent the actual size, features, specifications, fittings, and furnishings. 7. The developer reserves the right to make revisions / alterations, at its absolute discretion, without any liability whatsoever.

# COLLECTIVE TOWER II 2 BEDROOM

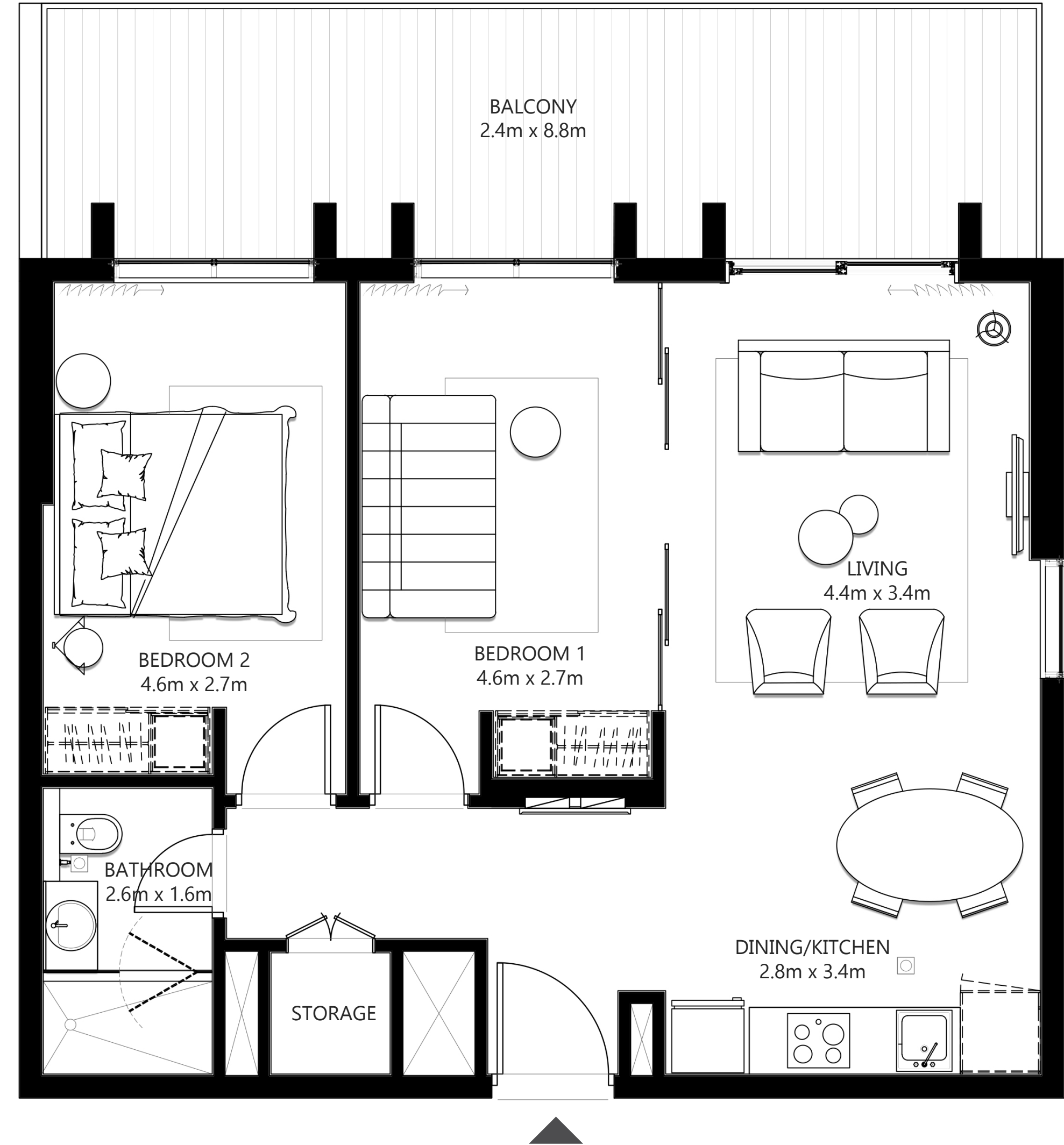
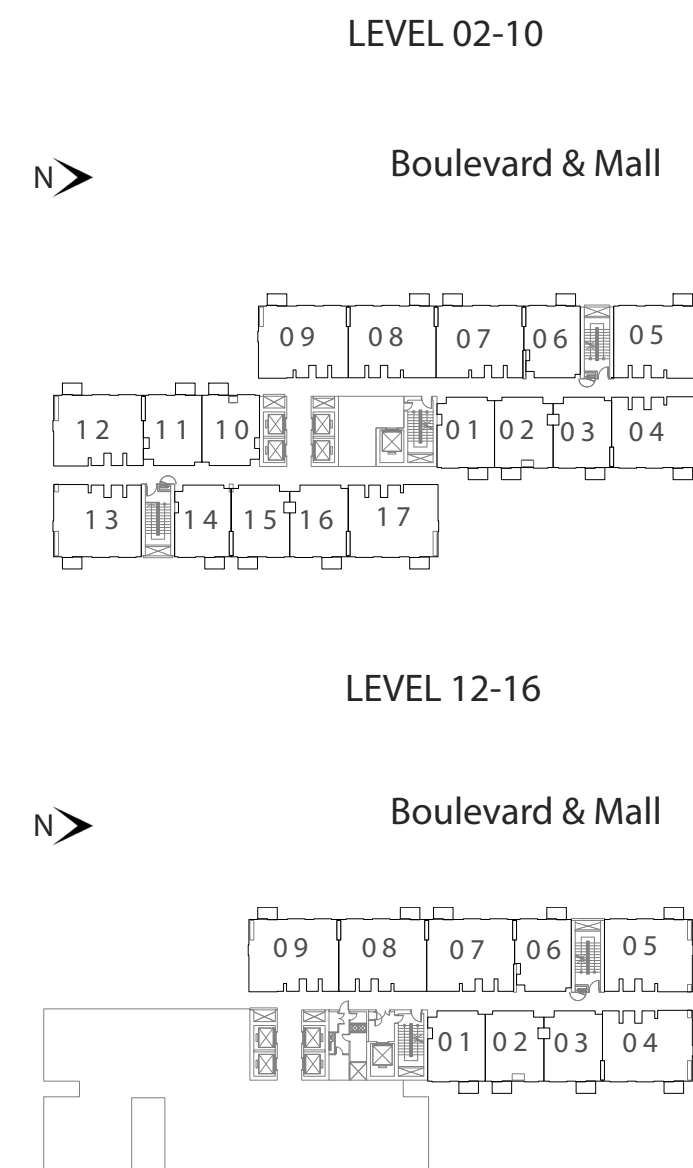
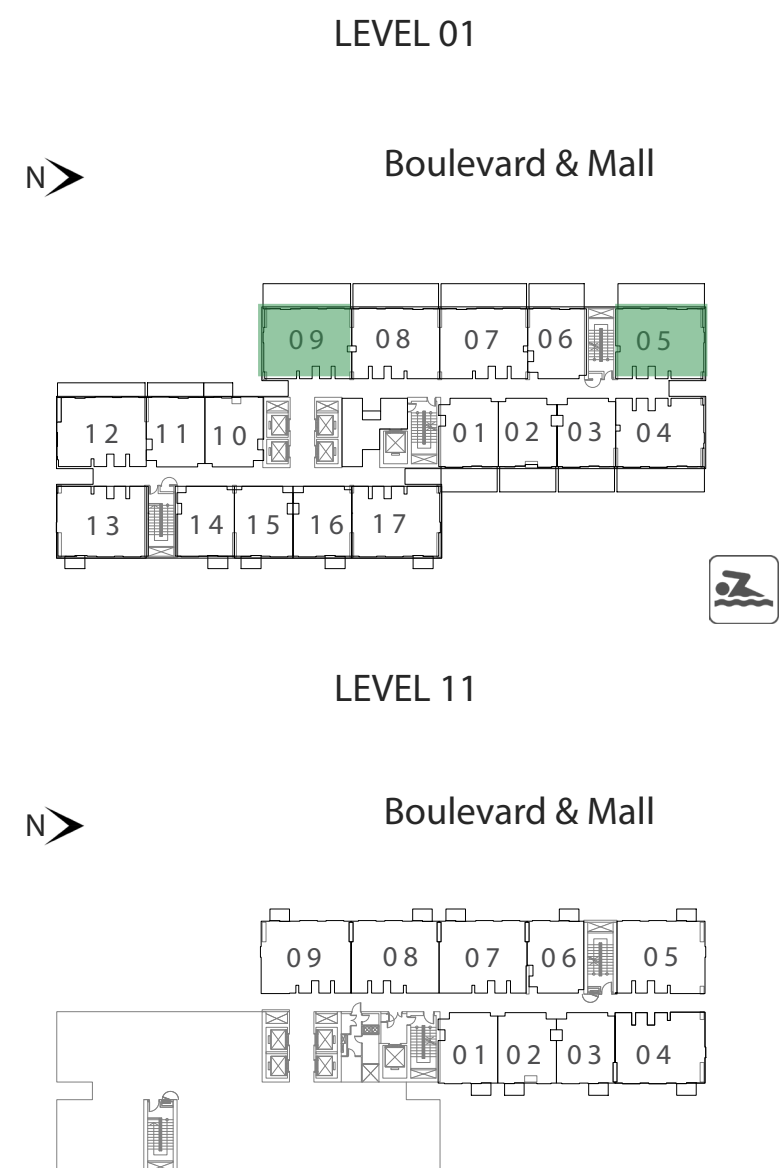
## UNIT 05 | LEVEL 01

SUITE AREA	715.48 SQ.FT.	66.47 SQ.M.
BALCONY AREA	223.03 SQ.FT.	20.72 SQ.M.
TOTAL AREA	938.51 SQ.FT.	87.19 SQ.M.

## UNIT 09 | LEVEL 01

SUITE AREA	715.15 SQ.FT.	66.44 SQ.M.
BALCONY AREA	225.61 SQ.FT.	20.96 SQ.M.
TOTAL AREA	940.76 SQ.FT.	87.40 SQ.M.

### KEY PLAN - TOWER II



**FLOOR PLAN** 1. All dimensions are in imperial and metric, and measured from finish to finish excluding construction tolerances. 2. All materials, dimensions, and drawings are approximate only. 3. Information is subject to change without notice, at developer's absolute discretion. 4. Actual area may vary from the stated area. 5. Drawings not to scale. 6. All images used are for illustrative purposes only and do not represent the actual size, features, specifications, fittings, and furnishings. 7. The developer reserves the right to make revisions / alterations, at its absolute discretion, without any liability whatsoever.

# DUBAI HILLS ESTATE

For more information on SOCIO AT DUBAI HILLS ESTATE,  
please call 800 36227(UAE) or +971 4 366 1688 (International).  
Visit our online sales centre at [emaar.com](http://emaar.com) or any of our sales centres across the UAE.

## DUBAI

Dubai Hills Estate Sales Pavillion | Umm Suqeim Road

Emaar Sales Centre | Downtown Dubai

Dubai Creek Harbour Sales Pavilion | Ras Al Khor

## ABU DHABI

Emaar Sales Centre | Al Nahda Tower, Ground Floor,

4th Street, Corniche, Al Muroor Road

Open from Saturday - Thursday, from 8.30am - 6pm

# EMAAR